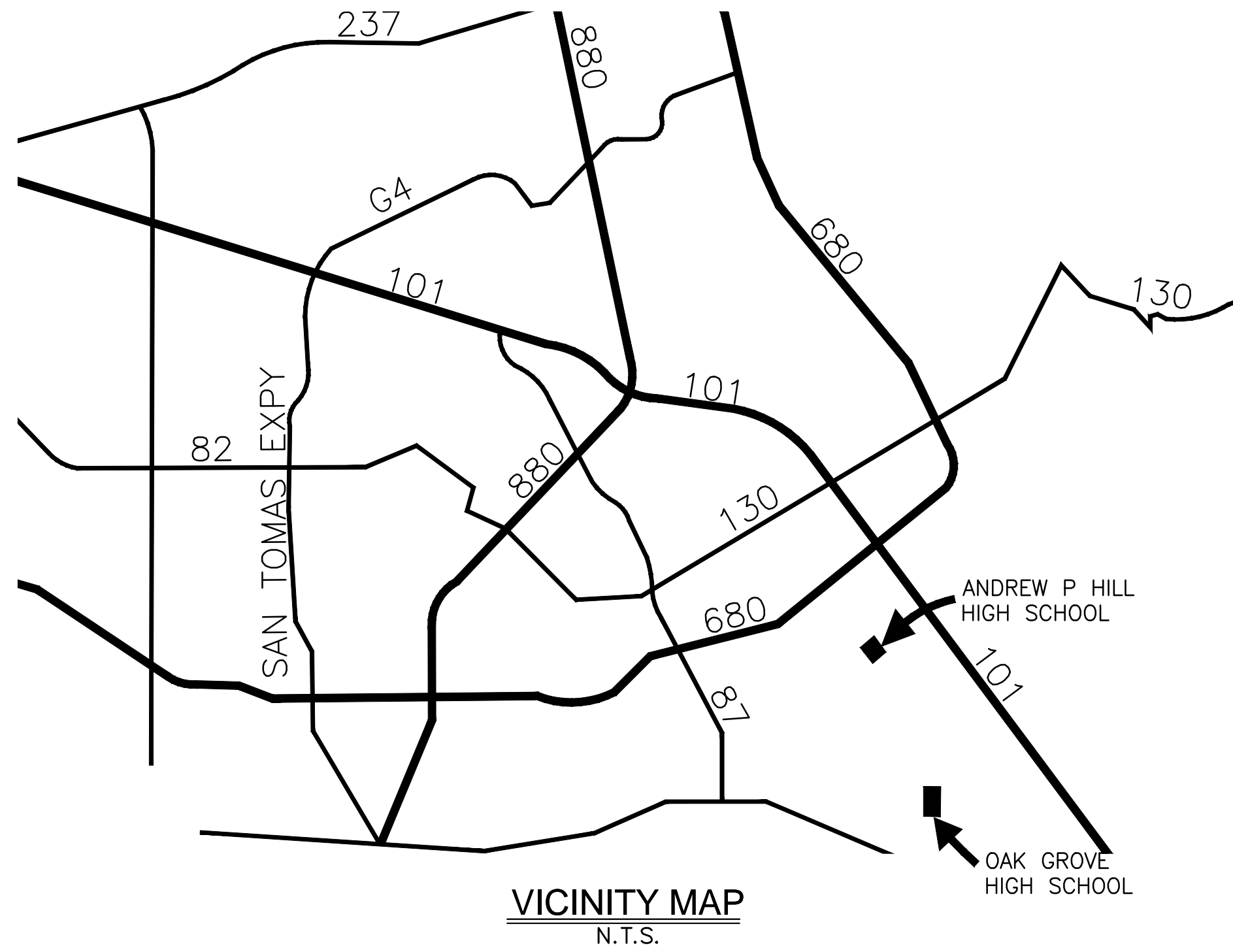


EAST SIDE UNION HIGH SCHOOL DISTRICT TRACK & FIELD RESURFACING PROJECTS BID DOCUMENTS



OWNER
EAST SIDE UNION HIGH SCHOOL DISTRICT
830 N. CAPITOL AVE
SAN JOSE, CA 95133
PH: (408) 239-9647

ANDREW P HILL HIGH SCHOOL OAK GROVE HIGH SCHOOL

SCOPE OF WORK

THE PROJECT SCOPE OF WORK INCLUDES REMOVAL AND REPLACEMENT OF EXISTING ARTIFICIAL TURF, RESURFACING EXISTING SYNTHETIC TRACK, FENCE REPAIRS AND SITE FURNISHING.

ANDREW P HILL SHEET INDEX

TF-01	COVER SHEET
TF-02	DEMOLITION PLAN
TF-03	SURFACING PLAN
TF-04	GRAPHICS PLAN
TF-05	DETAILS

OAK GROVE SHEET INDEX

TF-01	COVER SHEET
TF-02	DEMOLITION PLAN
TF-03	SURFACING PLAN
TF-04	GRAPHICS PLAN
TF-05	DETAILS
TF-06	DETAILS

PREPARED BY:

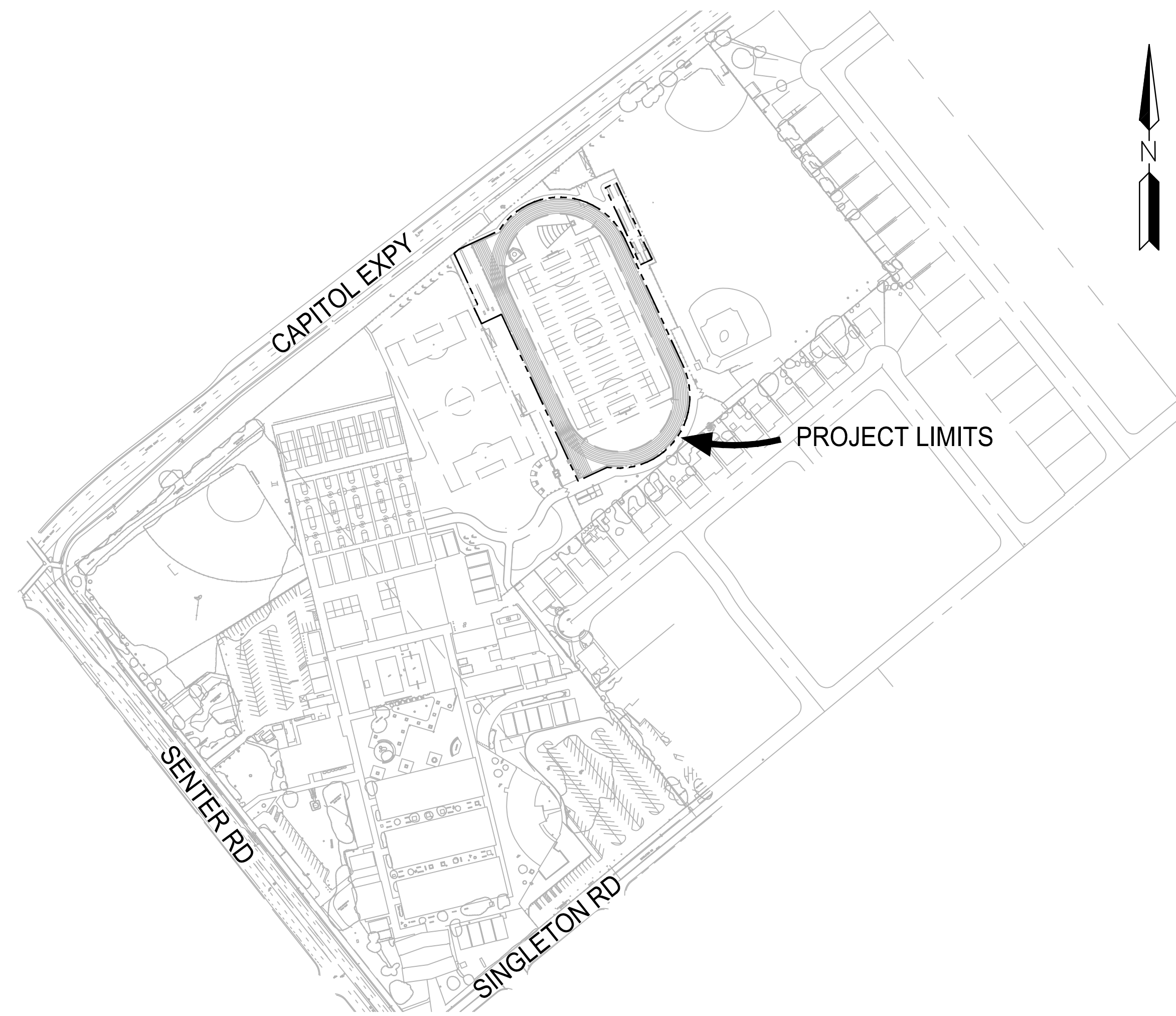
LLOYD
CIVIL & SPORTS ENGINEERING
7349 N. VIA PASEO DEL SUR, SUITE 515-324
SCOTTSDALE, AZ 85258
PH: (602) 635-4226

STANDARD ENGINEERING NOTES

1. THESE PLANS ARE SUBJECT TO THE INTERPRETATION OF INTENT BY THE ENGINEER. ALL QUESTIONS REGARDING THESE PLANS SHALL BE PRESENTED TO THE ENGINEER. ANYONE WHO TAKES IT UPON THEMSELVES THE INTERPRETATION OF THE DRAWINGS OR MAKES REVISIONS TO THE SAME WITHOUT CONFERRING WITH THE DESIGN ENGINEER SHALL BE RESPONSIBLE FOR THE CONSEQUENCES THEREOF.
2. PRIOR TO BIDDING THE WORK, THE CONTRACTOR SHALL THOROUGHLY SATISFY HIMSELF AS TO THE ACTUAL CONDITIONS, REQUIREMENTS OF THE WORK AND EXCESS OR DEFICIENCY IN QUANTITIES. NO CLAIMS SHALL BE MADE AGAINST THE OWNER/DEVELOPER OR ENGINEER FOR ANY EXCESS OR DEFICIENCY THEREIN, ACTUAL OR RELATIVE.
3. THE ENGINEER SHALL NOT BE RESPONSIBLE FOR CONSTRUCTION MEANS, METHODS, TECHNIQUES, SEQUENCES, PROCEDURES OR SAFETY PRECAUTIONS OR PROGRAMS UTILIZED IN CONNECTION WITH THE WORK, AND WILL NOT BE RESPONSIBLE FOR THE CONTRACTOR'S FAILURE TO CARRY OUT THE WORK IN ACCORDANCE WITH THE CONTRACT DOCUMENTS.
4. THE ENGINEER SHALL NOT BE RESPONSIBLE FOR COORDINATING THE RELOCATION OF UTILITIES, LIGHTS, IRRIGATION ETC.
5. THE CONTRACTOR IS TO VERIFY THE LOCATION, ELEVATION, CONDITION, AND PAVEMENT CROSS-SLOPE OF ALL EXISTING SURFACES AT POINTS OF TIE-IN AND MATCHING, PRIOR TO COMMENCEMENT OF CONSTRUCTION. SHOULD EXISTING LOCATIONS, ELEVATIONS, CONDITION, OR PAVEMENT CONFLICT WITH ADA OR FIH PLAYING FIELD REQUIREMENTS, THE CONTRACTOR SHALL NOTIFY THE OWNER'S AGENT IMMEDIATELY FOR DIRECTION ON HOW TO PROCEED PRIOR TO COMMENCEMENT OF CONSTRUCTION. THE CONTRACTOR ACCEPTS RESPONSIBILITY FOR ALL COSTS ASSOCIATED WITH CORRECTIVE ACTION IF THESE PROCEDURES ARE NOT FOLLOWED.
6. EXISTING UTILITIES ARE NOT SHOWN. CALL UNDERGROUND SERVICE ALERT PRIOR TO CONSTRUCTION. THE COLLEGE CAN BE COORDINATED WITH TO MARK KNOWN UTILITIES BELONGING TO THE COLLEGE. THE CONTRACTOR SHALL PROTECT AND MAINTAIN ALL EXISTING UTILITIES ON THE SITE. ANY DAMAGE TO EXISTING UTILITIES, WHETHER SHOWN OR NOT ON THE DRAWING, SHALL BE REPAIRED/REPLACED AT THE CONTRACTOR'S EXPENSE. EXISTING SURFACE FEATURES AND FENCING SHALL BE REPLACED IN KIND.
7. THE ENGINEER AND APPLICABLE AGENCY MUST APPROVE, PRIOR TO CONSTRUCTION, ANY ALTERATION, OR VARIANCE FROM THESE PLANS. ANY VARIATIONS FROM THESE PLANS SHALL BE PROPOSED ON CONSTRUCTION FIELD PRINTS AND TRANSMITTED TO THE ENGINEER.
8. ANY INSPECTION BY ANY JURISDICTIONAL AGENCY, SHALL NOT, IN ANY WAY, RELIEVE THE CONTRACTOR FROM ANY OBLIGATION TO PERFORM THE WORK IN STRICT COMPLIANCE WITH APPLICABLE CODES AND AGENCY REQUIREMENTS.
9. ANY HAULING PERMITS REQUIRED ARE TO BE OBTAINED BY THE CONTRACTOR AT NO ADDITIONAL COST TO THE OWNER.
10. ANY CONSTRUCTION WATER ACCESS IS TO BE OBTAINED BY THE CONTRACTOR AT NO ADDITION COST TO THE OWNER. FIRE HYDRANT ACCESS MUST BE PERMITTED AND METERED BY THE COUNTY WATER DISTRICT 1 AT NO ADDITIONAL COST TO THE OWNER.
11. CONTRACTOR IS RESPONSIBLE FOR PROTECTING ALL STORM DRAIN PIPES AND DRAINAGE FACILITIES FROM DAMAGE DURING ALL STAGES OF CONSTRUCTION.

ANDREW P. HILL HIGH SCHOOL TRACK & FIELD RESURFACING

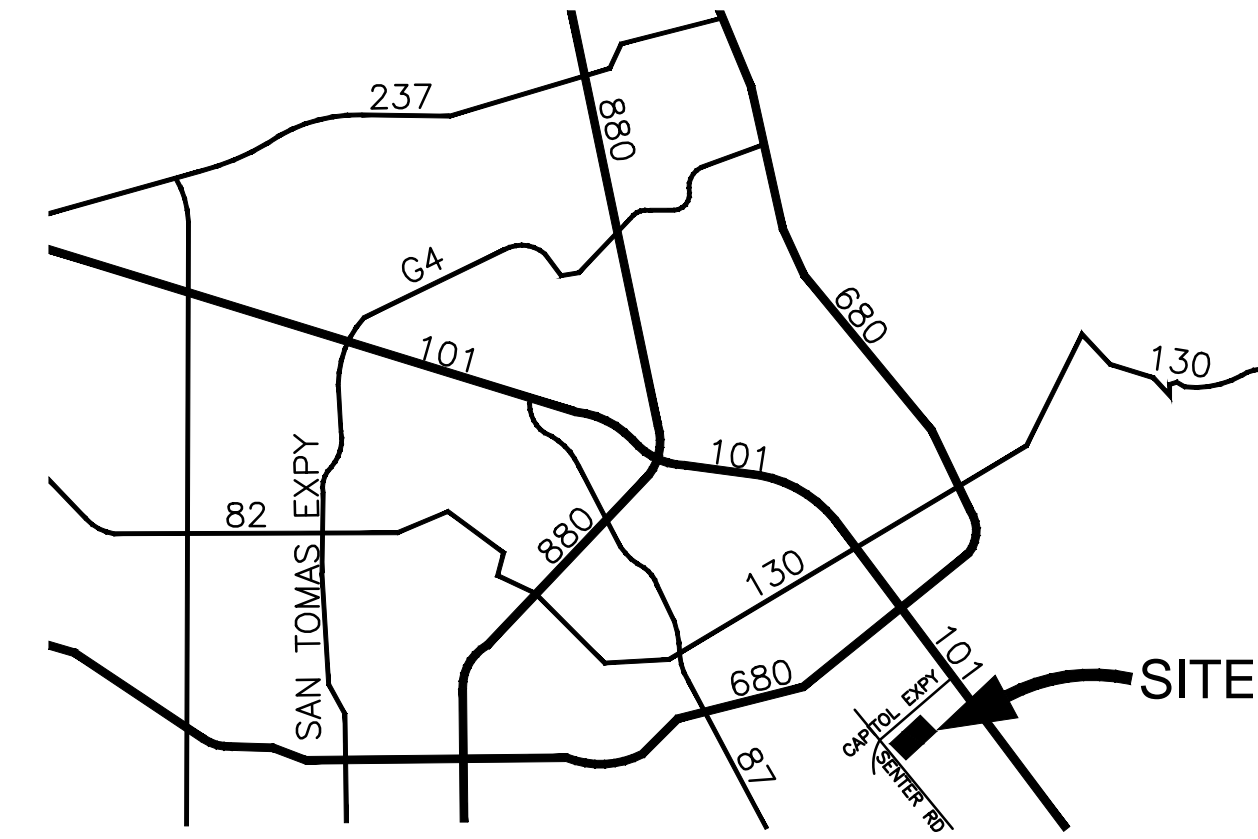
3200 SENTER ROAD, SAN JOSE, CA 95111



LOCATION MAP
SCALE 1"=200'

SCOPE OF WORK

THE PROJECT SCOPE OF WORK INCLUDES REMOVAL AND REPLACEMENT OF EXISTING ARTIFICIAL TURF, TRACK RESURFACING, FENCE REPAIRS AND SITE FURNISHINGS.



VICINITY MAP
N.T.S.

SHEET INDEX

- TF-01 COVER SHEET
- TF-02 DEMOLITION PLAN
- TF-03 SURFACING PLAN
- TF-04 GRAPHICS PLAN
- TF-05 DETAILS

OWNER

EAST SIDE UNION HIGH SCHOOL DISTRICT
830 N. CAPITOL AVE
SAN JOSE, CA 95133
PH: (408) 239-9647

ENGINEER

ANTHONY STEVENSON
LLOYD CIVIL AND SPORTS ENGINEERING, LLC
7349 N. VIA PASEO DEL SUR
SUITE 515-324
SCOTTSDALE, AZ 85258
(602) 635-4226
EMAIL: astevenson@lloydengineers.com

LANDSCAPE ARCHITECT

BRETT LONG
LLOYD CIVIL AND SPORTS ENGINEERING, LLC
7349 N. VIA PASEO DEL SUR
SUITE 515-324
SCOTTSDALE, AZ 85258
(408) 338-6048
EMAIL: blong@lloydengineers.com

PARTIAL LIST OF APPLICABLE CODES AS OF JANUARY 1, 2017

- 2016 CALIFORNIA ADMINISTRATIVE CODE, PART 1, TITLE 24 C.C.R.
- 2016 CALIFORNIA BUILDING CODE (CBC), PART 2, TITLE 24 C.C.R.
- 2016 CALIFORNIA ELECTRICAL CODE (CEC), PART 3, TITLE 24 C.C.R.
- 2016 CALIFORNIA FIRE CODE, PART 9, TITLE 24 C.C.R.
- 2016 CALIFORNIA GREEN BUILDING STANDARDS CODE, PART 11, TITLE 24 C.C.R.
- 2016 CALIFORNIA REFERENCE STANDARDS, PART 12, TITLE 24 C.C.R.
- TITLE 19 C.C.R., PUBLIC SAFETY, STATE FIRE MARSHALL REGULATIONS

NOTES:

1. SOME CODES MAY NOT APPLY IF WORK REGULATED BY SUCH CODE IS NOT WITHIN THE SCOPE OF THIS PROJECT.




Section 4216/4217 of the government code requires a dig alert identification number be issued before a "permit to excavate" will be valid.

Call (2) working days before you dig.



7349 N. VIA PASEO DEL SUR
SUITE 515-324
SCOTTSDALE, ARIZONA 85258
PH: 602.635.4226
FAX: 602.997.3148



REV.	
ADDENDA #2	8/31/2018

**ANDREW P. HILL HIGH SCHOOL
TRACK & FIELD RESURFACING**

3200 Senter Road
San Jose, CA

SCALE:	AS NOTED
DESIGNED:	BTL
DATE:	8/31/2018
DRAWN:	ZTP
PROJ.	18-120
APPROVED:	

COVER

DWG. NO.

TF-01

GENERAL NOTES:

1. CONTRACTOR MUST REMOVE AND DISPOSE OF ALL WEEDS, LOOSE MATERIALS, AND THOROUGHLY CLEAN THE TRACK/RUNWAY, DG AREAS TO RECEIVE THE NEW SURFACE.
2. AT THE CONCLUSION OF THE REPAIRS AND PREPARATION NO EXPOSED CONCRETE SURFACES SHALL BE VISIBLE ALONG THE PERIMETER AND OR EDGES OF ANY AREAS INTENDED FOR A SYNTHETIC TRACK AND FIELD RUNNING OR JUMPING SURFACE.
3. EXISTING STORM DRAIN FACILITIES WITHIN THE LIMITS OF CONSTRUCTION MUST BE PROTECTED FROM CONSTRUCTION DEBRIS INTRUSION AND MUST BE FLUSHED OUT AND CLEANED BY THE CONTRACTOR.
4. THE CONTRACTOR SHALL PROVIDE AND INSTALL EROSION CONTROL ITEMS SUCH AS SILT FENCING, HAY BALES, STABILIZED CONSTRUCTION ENTRANCES, AND INLET SEDIMENT TRAPS AS REQUIRED BY LOCAL CODE. THE CONTRACTOR IS RESPONSIBLE TO PROVIDE ANY EROSION CONTROL PLANS REQUIRED BY GOVERNMENT AGENCIES, AND OBTAIN ANY REQUIRED PERMITS.
5. CONTRACTOR IS RESPONSIBLE FOR MAINTAINING IRRIGATION SERVICE TO EXISTING LANDSCAPE MATERIAL TO REMAIN AND TO ADJACENT FIELDS BOTH DURING AND AFTER CONSTRUCTION.
6. THE CONTRACTOR MUST CONTACT LOCAL UTILITY LOCATION SERVICES PRIOR TO CONSTRUCTION.
7. THE CONTRACTOR MUST PROTECT IN PLACE ALL EXISTING UTILITIES. THE CONTRACTOR IS RESPONSIBLE FOR REPAIR OR REPLACEMENT OF UTILITIES DAMAGED DURING CONSTRUCTION.
8. THE CONTRACTOR IS RESPONSIBLE FOR RENOVATING ALL INFIELD BOXES PER PLAN NOTES AND DETAILS.


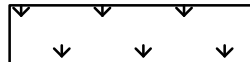
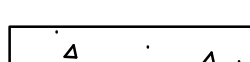


PROTECT IN PLACE NOTES

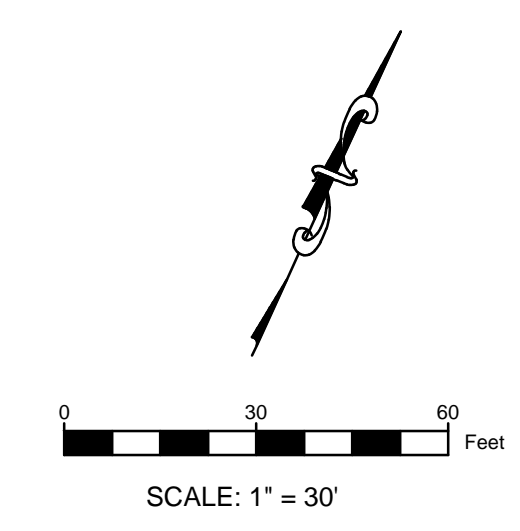
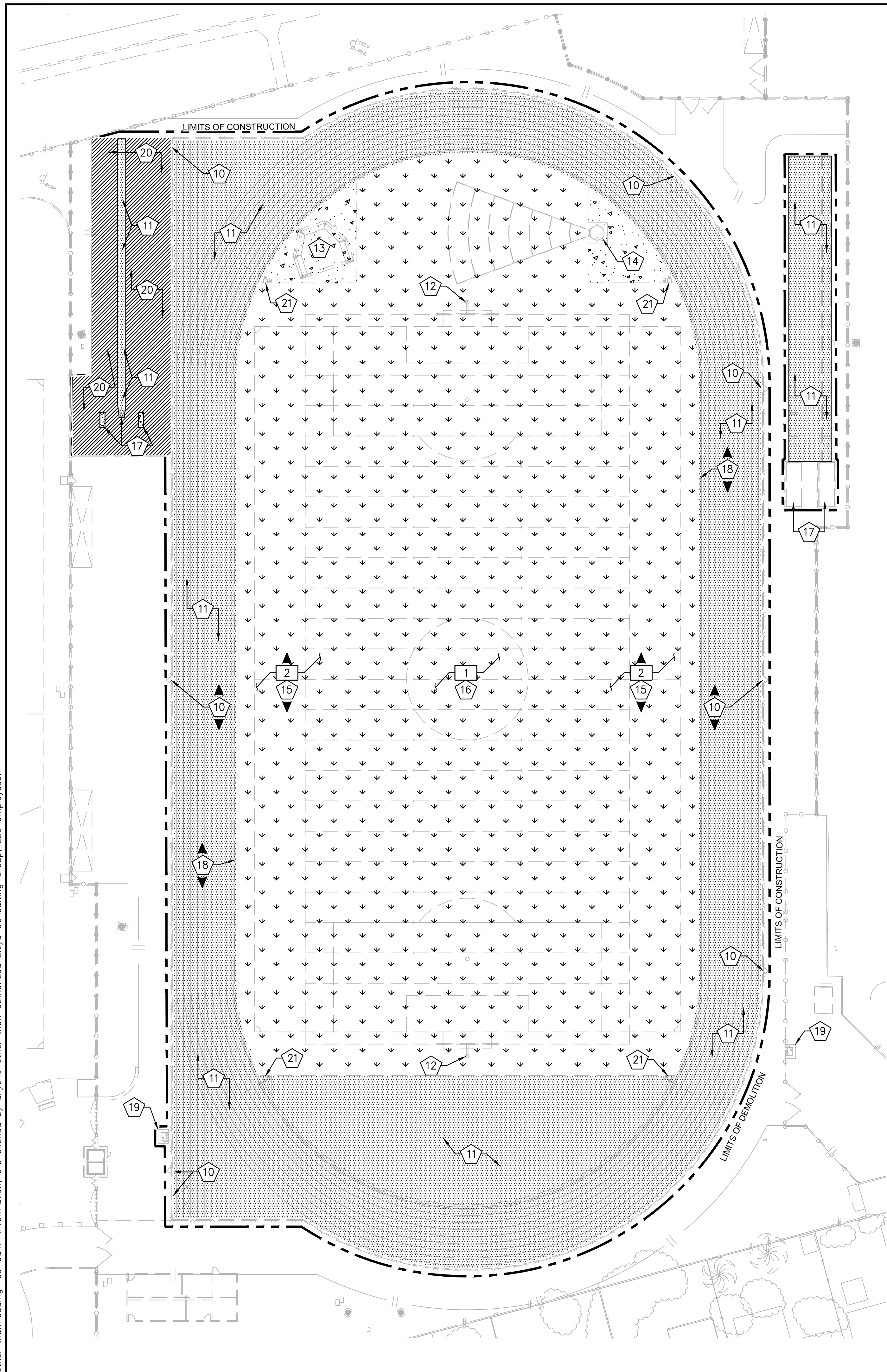
- 10 PROTECT IN PLACE EXISTING CONCRETE CURB, PERIMETER FENCE, AND GATES.
- 11 PROTECT IN PLACE EXISTING TRACK SURFACE AND ASPHALT BASE. CONTRACTOR TO CLEAN SURFACE OF ALL DEBRIS. THE CONTRACTOR MUST THOROUGHLY INSPECT ENTIRE SURFACE AND REPAIR HOLES, CHIPS, CRACKS, BUMPS AND DIPS. REPAIR METHODS ARE TO BE SUBMITTED AND APPROVED BY ENGINEER PRIOR TO IMPLEMENTATION. CONTRACTOR MUST NOTIFY ENGINEER OF ANY DEFECTS WHICH MAY AFFECT THE LONG TERM STABILITY AND DURABILITY OF PAVEMENT AND TRACK SURFACING.
- 12 PROTECT IN PLACE EXISTING FOOTBALL GOAL POSTS.
- 13 PROTECT IN PLACE EXISTING DISCUS THROWING PAD AND ASSOCIATED CONCRETE.
- 14 PROTECT IN PLACE EXISTING SHOT PUT THROWING PAD AND ASSOCIATED CONCRETE.
- 15 VERIFY LOCATIONS AND PROTECT IN PLACE ALL EXISTING IRRIGATION AND/OR COMMUNICATION BOXES TO ACCOMMODATE RESURFACING.
- 16 PROTECT IN PLACE EXISTING IRRIGATION, DRAINAGE PIPES AND DRAIN INLETS. CONTRACTOR MUST VERIFY EXISTING IRRIGATION AND/OR DRAINAGE LOCATIONS AND MAINTAIN FLOW AND AUTOMATED CONTROL SERVICE TO ANY ADJACENT LANDSCAPE OR DRAINAGE AREAS DURING AND AFTER CONSTRUCTION.
- 17 PROTECT IN PLACE EXISTING SAND PIT/VAULT BOX AND ASSOCIATED CONCRETE.
- 18 PROTECT IN PLACE EXISTING SLOT DRAIN. CLEAN AND FLUSH ALL DRAINS PER SPECIFICATIONS.
- 19 PROTECT IN PLACE EXISTING DRINKING FOUNTAINS. CONTRACTOR TO VERIFY LOCATION.
- 20 PROTECT IN PLACE EXISTING SYNTHETIC SURFACING. CLEAN AND PREPARE AREA FOR SPRAY COAT FINISH.
- 21 PROTECT IN PLACE EXISTING LANE GATES.

DEMOLITION NOTES

- 1 REMOVE AND DISPOSE OF EXISTING SYNTHETIC TURF AND INFILL. DISPOSE OF TURF AND INFILL PER LOCAL CODES AND REQUIREMENTS.
- 2 REMOVE AND DISPOSE OF EXISTING SYNTHETIC TURF FROM ALL IRRIGATION AND COMMUNICATION BOXES. ACTUAL BOX LOCATIONS NOT SHOWN. CONTRACTOR MUST LOCATE ALL BOXES.

LEGEND

-  EXISTING TRACK SURFACE TO BE PROTECTED
-  EXISTING SYNTHETIC TURF PLAYING FIELD TO BE REMOVED
-  EXISTING CONCRETE TO BE PROTECTED IN PLACE
-  EXISTING SPRAY MAT SURFACE TO BE REPLACED
-  LIMITS OF CONSTRUCTION



REV.	
ADDENDA #2 - 8/31/2018	

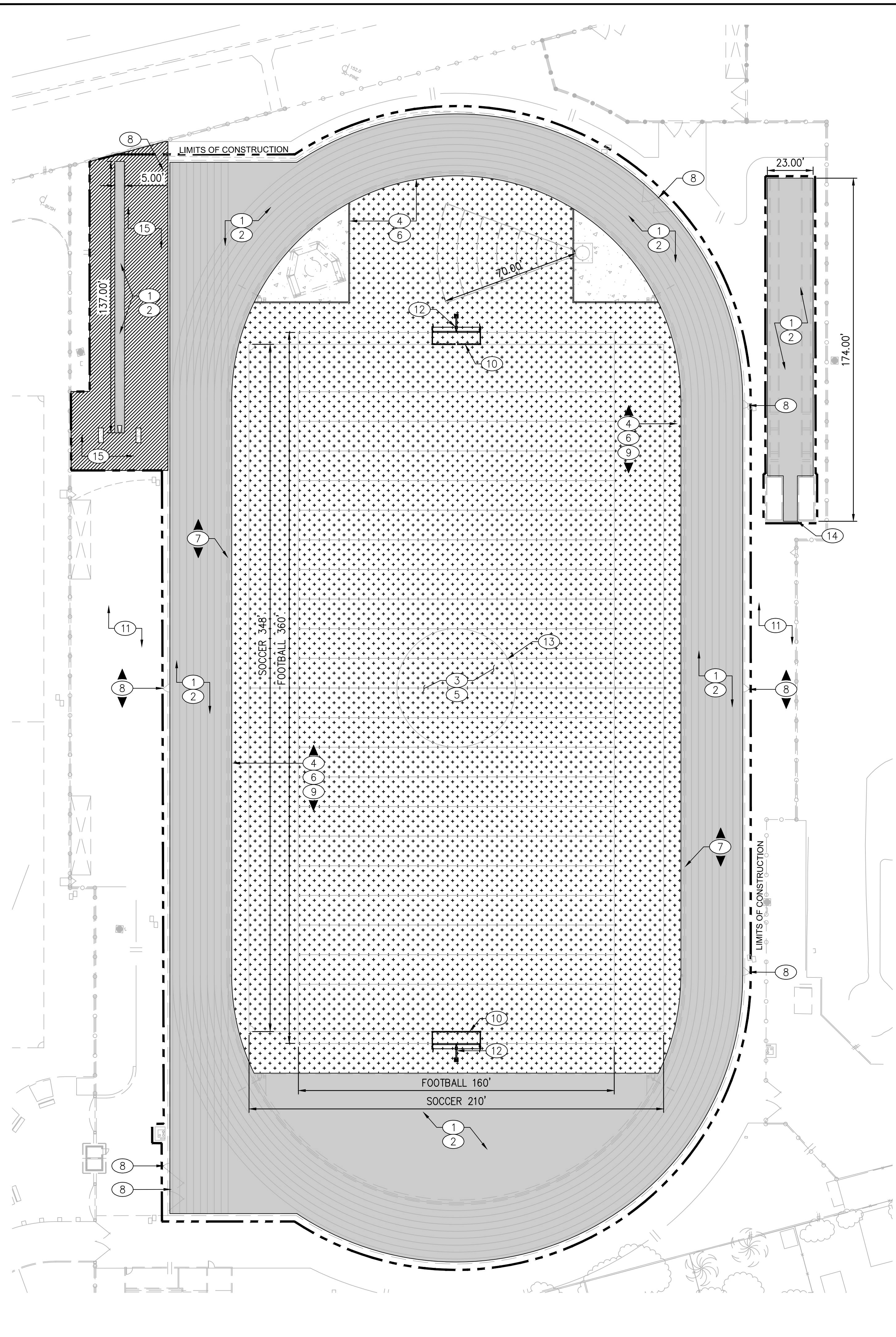
**ANDREW P. HILL HIGH SCHOOL
 TRACK & FIELD RESURFACING**
 3200 Senter Road
 San Jose, CA

SCALE:	1"=30'
DESIGNED:	BTL
DATE:	8/31/2018
DRAWN:	ZTP
PROJ.	18-120
APPROVED:	

DEMOLITION PLAN

DWG. NO.
TF-02

This plan document set is the sole property of Lloyd Consulting Group, LLC. No alterations to these plans, other than adding "as-built" information, are allowed by anyone other than authorized Lloyd Consulting Group, LLC employees.



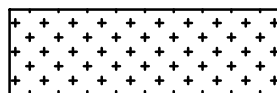




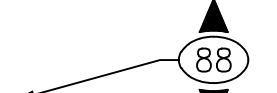
SURFACING NOTES:

- ① INSTALL SYNTHETIC TRACK OVERLAY ON EXISTING RUNNING TRACK, D-ZONES, LONG/TRIPLE JUMP RUNWAYS & LANDING PIT COVERS PER DETAIL 02 ON SHEET TF-05.
- ② STRIPE TRACK AND RUNWAYS PER NFHS REQUIREMENTS AND PER SPECIFICATIONS. SEE DETAIL 04 ON SHEET TF-05.
- ③ PRIOR TO SHOCK PAD/DRAIN LAYER INSTALLATION THE CONTRACTOR MUST CORRECT ANY RIDGES OR DEPRESSIONS IN PLAYING FIELD BASE THAT DO NOT MEET GRADING TOLERANCES PER THE SPECIFICATIONS.
- ④ ADJUST PLAYING FIELD BASE ELEVATIONS AT FIELD PERIMETER AND ADJUST NAILER BOARD ELEVATIONS TO MAINTAIN SMOOTH/FLUSH TRANSITION BETWEEN TURF AND TRACK SURFACES WITH NO GRADING GAP OR LIP. CONTRACTOR MUST REPLACE DAMAGED NAILER BOARDS. SEE DETAIL 06 ON SHEET TF-05.
- ⑤ INSTALL SYNTHETIC TURF SYSTEM WITH SHOCK PAD, DRAIN LAYER AND GEOTEXTILE FABRIC PER DETAIL 01 ON SHEET TF-05.
- ⑥ ATTACH SYNTHETIC TURF TO NAILER BOARD PER DETAIL 06 ON SHEET TF-05.
- ⑦ CONTRACTOR MUST REPAIR OR REPLACE ANY DAMAGED SLOT DRAIN SECTIONS TO MATCH EXISTING. SURFACING INSTALLER MUST INSTALL NEW SYNTHETIC TRACK SURFACING OVER EXISTING SLOT DRAIN. ALL SLOT DRAIN INLET OPENINGS TO REMAIN OPEN AND FREE OF SURFACING.
- ⑧ REPAIR EXISTING FENCE RAILS AS NEEDED. CLEAN, PRIME AND PAINT POSTS, RAILS & GATES. INSTALL NEW VINYL CLAD FABRIC ON FENCE AND GATES. REPAIR GATES & HARDWARE AS NEEDED. (COLOR BLACK)
- ⑨ ADJUST EXISTING COMMUNICATION/ELECTRIC AND IRRIGATION BOXES TO SIT FLUSH WITH SYNTHETIC SURFACING, PER DETAIL 07 AND 08 ON SHEET TF-05.
- ⑩ INSTALL SOCCER GOALS WITH ANCHOR WEIGHTS PER SPECIFICATIONS.
- ⑪ CONTRACTOR TO PRESSURE WASH AND CLEAN ALL BLEACHERS AT THE END OF CONSTRUCTION.
- ⑫ CLEAN AND POWDER COAT GOAL POSTS NEON YELLOW AND REPLACE WIND FLAGS AT TOP OF POSTS PER SPECIFICATIONS.
- ⑬ REFER TO SHEET TF-04 FOR FOOTBALL AND SOCCER FIELD STRIPING LAYOUT.
- ⑭ CLEAN ALL SAND FROM PAVED AREAS AND REFRESH SAND PITS TO BE LEVEL WITH CURBS.
- ⑮ CLEAN AND PREPARE AREA TO RECEIVE OVERLAY SPRAY COAT. INSTALL SPRAY COAT FINISH (COLOR BLACK).

GENERAL NOTES:

1. ALL COMPETITION REQUIRED STRIPES AND MARKINGS MUST BE INLAID AND MUST MEET THE LATEST REQUIREMENTS OF NFHS FOOTBALL AND SOCCER RULES. FOOTBALL MARKINGS TO BE WHITE AND SOCCER MARKINGS TO BE YELLOW.
2. GENERAL CONTRACTOR IS RESPONSIBLE FOR PREPARATION OF THE BASE IN THE TURF AREAS AND FOR COORDINATION WITH THE TURF INSTALLER'S WORK. TURF INSTALLER MUST SUBMIT COMPLETE SHOP DRAWINGS AND COLOR SAMPLES FOR REVIEW AND APPROVAL PRIOR TO INSTALLATION OF SYNTHETIC TURF. SUBMITTALS FOR SHOP DRAWINGS AND COLOR SAMPLES MUST BE IN ACCORDANCE WITH THE SPECIFICATIONS.
3. THE OWNER MUST REVIEW AND APPROVE THE FONTS USED FOR YARD LINE NUMBERING, ENDZONE LETTERING, AND TRACK MARKINGS PRIOR TO INSTALLATION OF THE SYNTHETIC TURF OR STRIPING OF THE TRACK.
4. ALL SYNTHETIC SURFACE TRACK MARKINGS MUST BE CALIBRATED, CERTIFIED, AND CONFORM TO THE LATEST REQUIREMENTS OF NFHS.
5. THE EXISTING DRAINAGE SYSTEM MUST BE MAINTAINED OR REPAIRED WHEREVER DAMAGE IS DISCOVERED. ALL DRAINAGE SYSTEMS WITHIN LIMIT OF WORK SHALL BE CLEANED AND FLUSHED BY CONTRACTOR PER SPECIFICATIONS.
6. SUPPLY 2 BAGGED YARDS OF JUMP PIT SAND FOR ATTIC STOCK.

SURFACING LEGEND:

-  SYNTHETIC TURF PLAYING FIELD
-  RUBBERIZED SURFACE OVER EXISTING TRACK
-  EXISTING CONCRETE SURFACE
-  SYNTHETIC SPRAY MAT SURFACE
-  LIMITS OF CONSTRUCTION
-  KEYNOTE CALLOUT SYMBOL



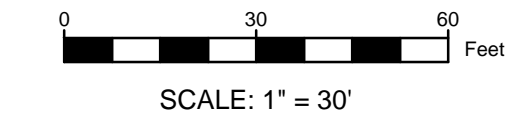
REV.	
ADDENDA #2 - 8/31/2018	

**ANDREW P. HILL HIGH SCHOOL
TRACK & FIELD RESURFACING**
3200 Senter Road
San Jose, CA

SCALE:	1"=30'
DESIGNED:	BTL
DATE:	8/31/2018
DRAWN:	ZTP
PROJ.	18-120
APPROVED:	

SURFACING PLAN

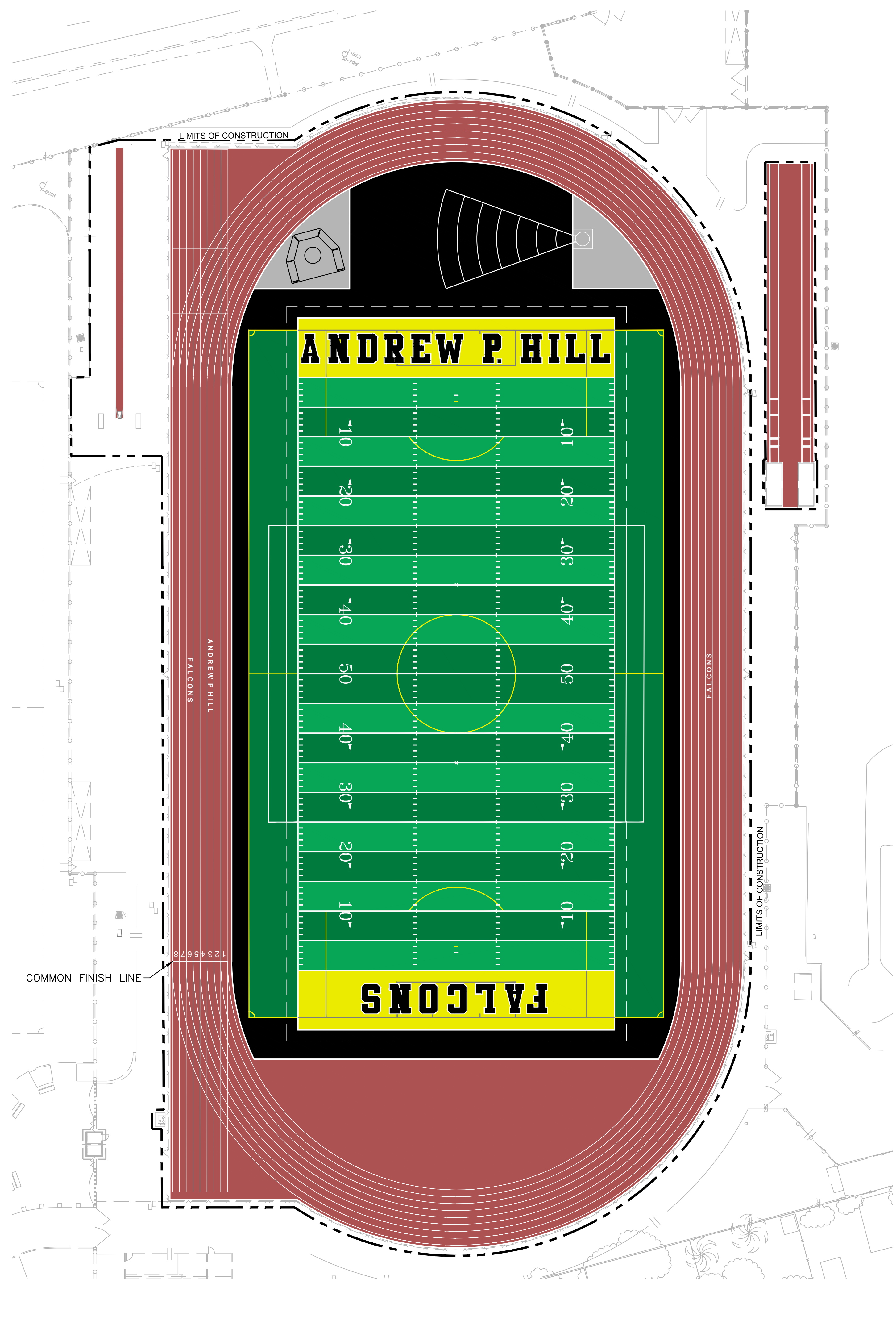
DWG. NO.
TF-03



This plan document set is the sole property of Lloyd Consulting Group, LLC. No alterations to these plans, other than adding "as-built" information, are allowed by anyone other than authorized Lloyd Consulting Group, LLC employees.

COLOR GRAPHICS NOTES:

1. THIS GRAPHICS PLAN IS FOR REFERENCE ONLY. THE TURF MANUFACTURER AND INSTALLER MUST SUBMIT FOR REVIEW SHOP DRAWINGS PER SPECIFICATIONS.
2. ALL LINE WORK MUST BE IN ACCORDANCE WITH NFHS RULES AND REGULATIONS FOR SOCCER AND FOOTBALL.
3. FOOTBALL IS TO BE THE DOMINATE LINE COLOR OVER SOCCER.
4. COLOR SELECTION IS TO BE FINALIZED DURING SHOP DRAWING SUBMITTAL REVIEW
5. FOOTBALL = WHITE / SOCCER = YELLOW
6. TURF MAY NOT BE PURCHASED UNTIL SHOP DRAWINGS AND PHYSICAL SAMPLES ARE APPROVED IN WRITING BY THE OWNER.
7. TRACK STRIPING IS FOR REFERENCE ONLY. THE TRACK MANUFACTURER SHALL PROVIDE COMPLETE STRIPING PLAN SHOP DRAWINGS FOR REVIEW AND APPROVAL PRIOR TO INSTALLATION.
8. TRACK TO RECEIVE LETTERING ON HOME AND AWAY SIDE PER PLAN.



COLOR GRAPHICS LEGEND

- SYNTHETIC TURF COLOR GREEN
- SYNTHETIC TURF COLOR LIGHT GREEN
- ENDZONE SYNTHETIC TURF COLOR GOLD
- ENDZONE LETTER SYNTHETIC TURF COLOR BLACK
- LETTER OUTLINE SYNTHETIC TURF COLOR WHITE

This plan document set is the sole property of Lloyd Consulting Group, LLC. No alterations to these plans, other than adding "as-built" information, are allowed by anyone other than authorized Lloyd Consulting Group, LLC employees.



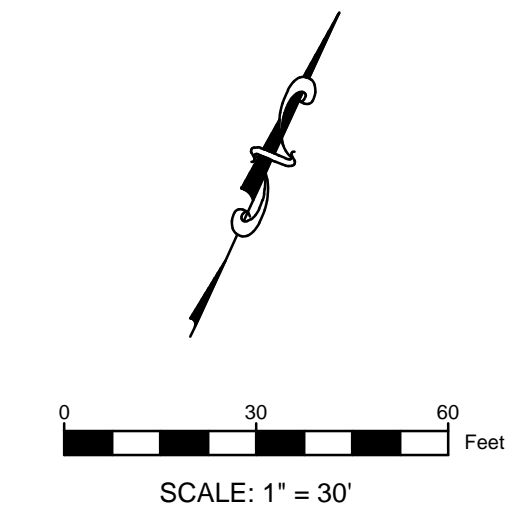
REV.	
ADDENDA #2 - 8/31/2018	

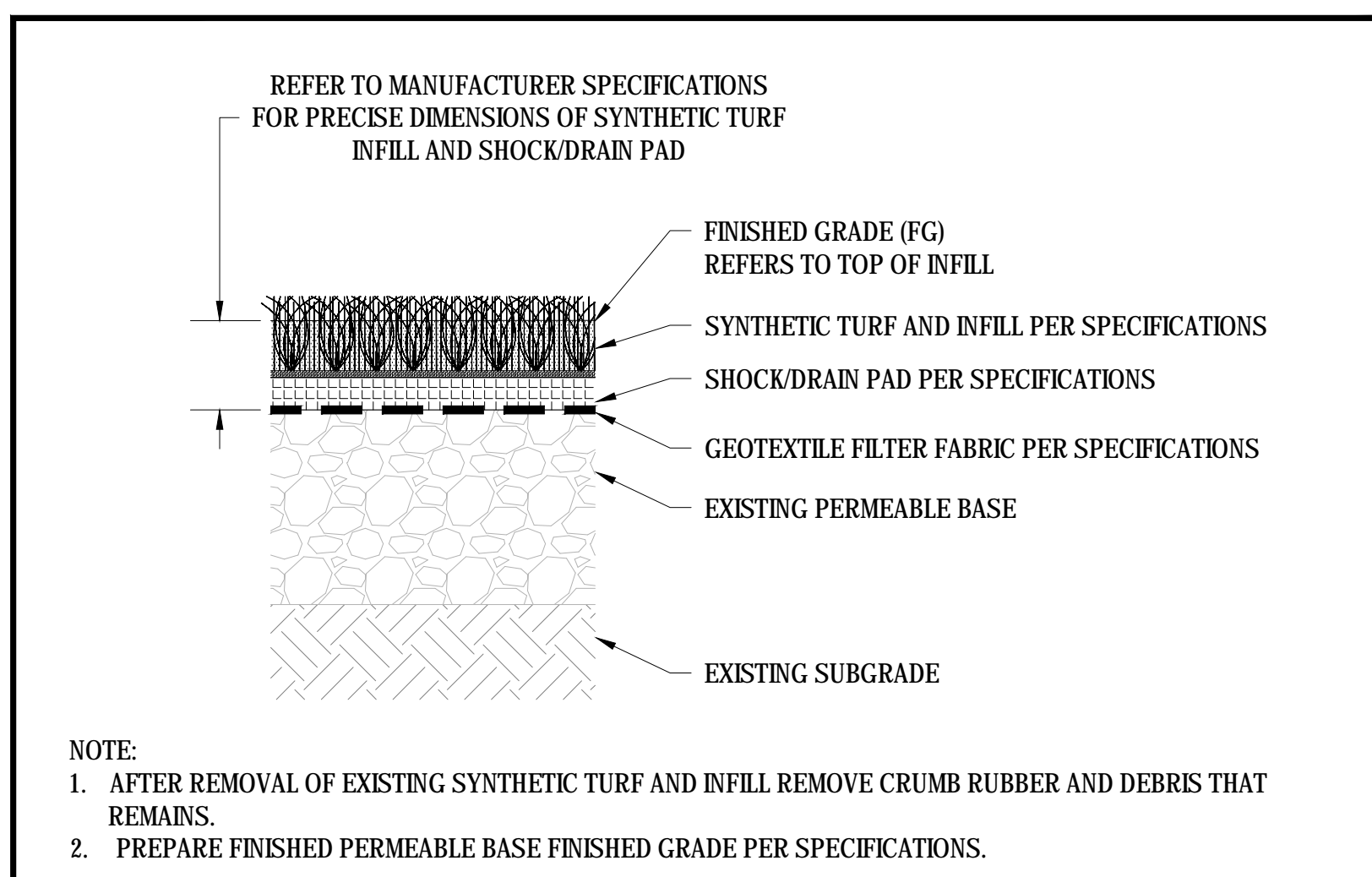
**ANDREW P. HILL HIGH SCHOOL
 TRACK & FIELD RESURFACING**
 3200 Senter Road
 San Jose, CA

SCALE:	1"=30'
DESIGNED:	BTL
DATE:	8/31/2018
DRAWN:	ZTP
PROJ.	18-120
APPROVED:	

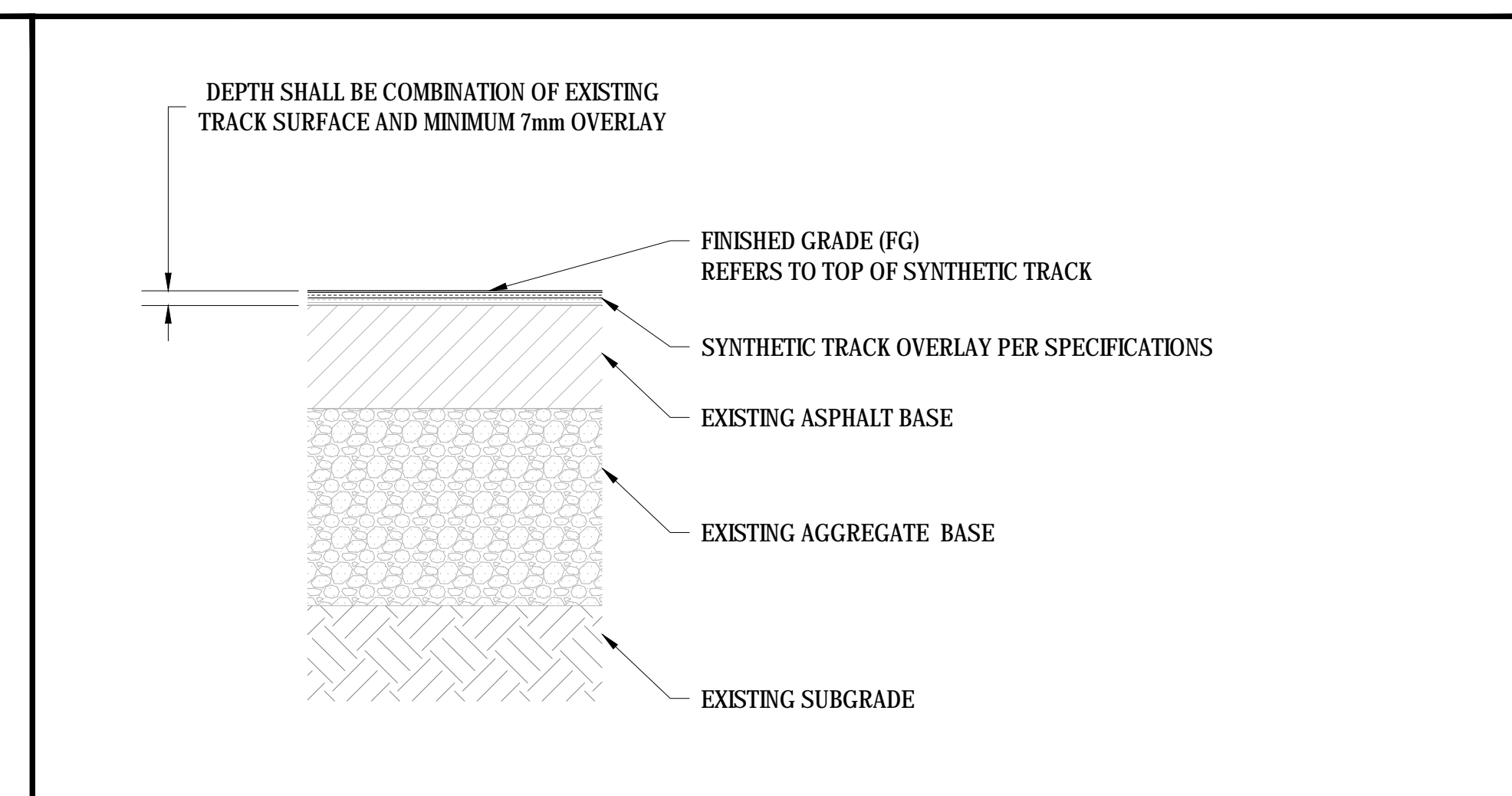
GRAPHICS PLAN

DWG. NO.
TF-04

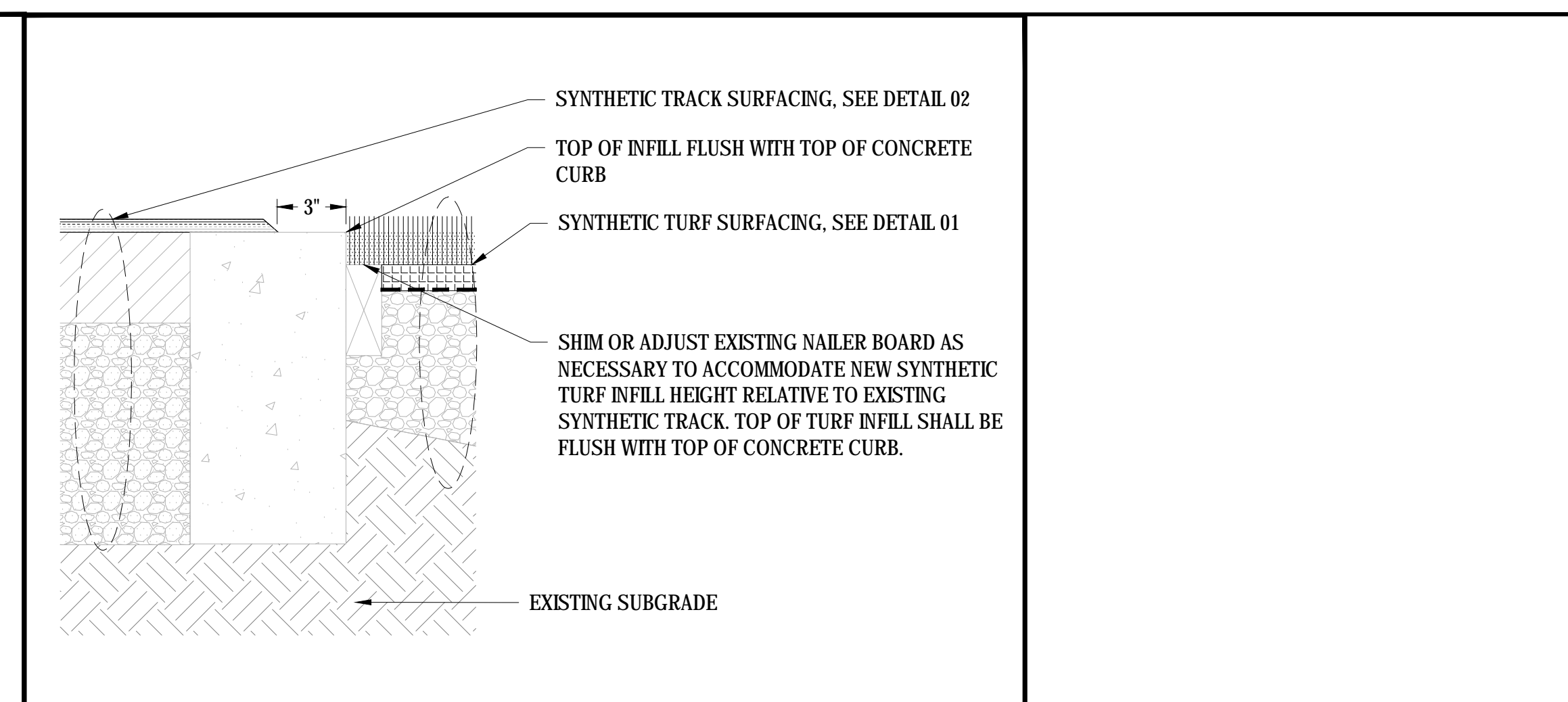




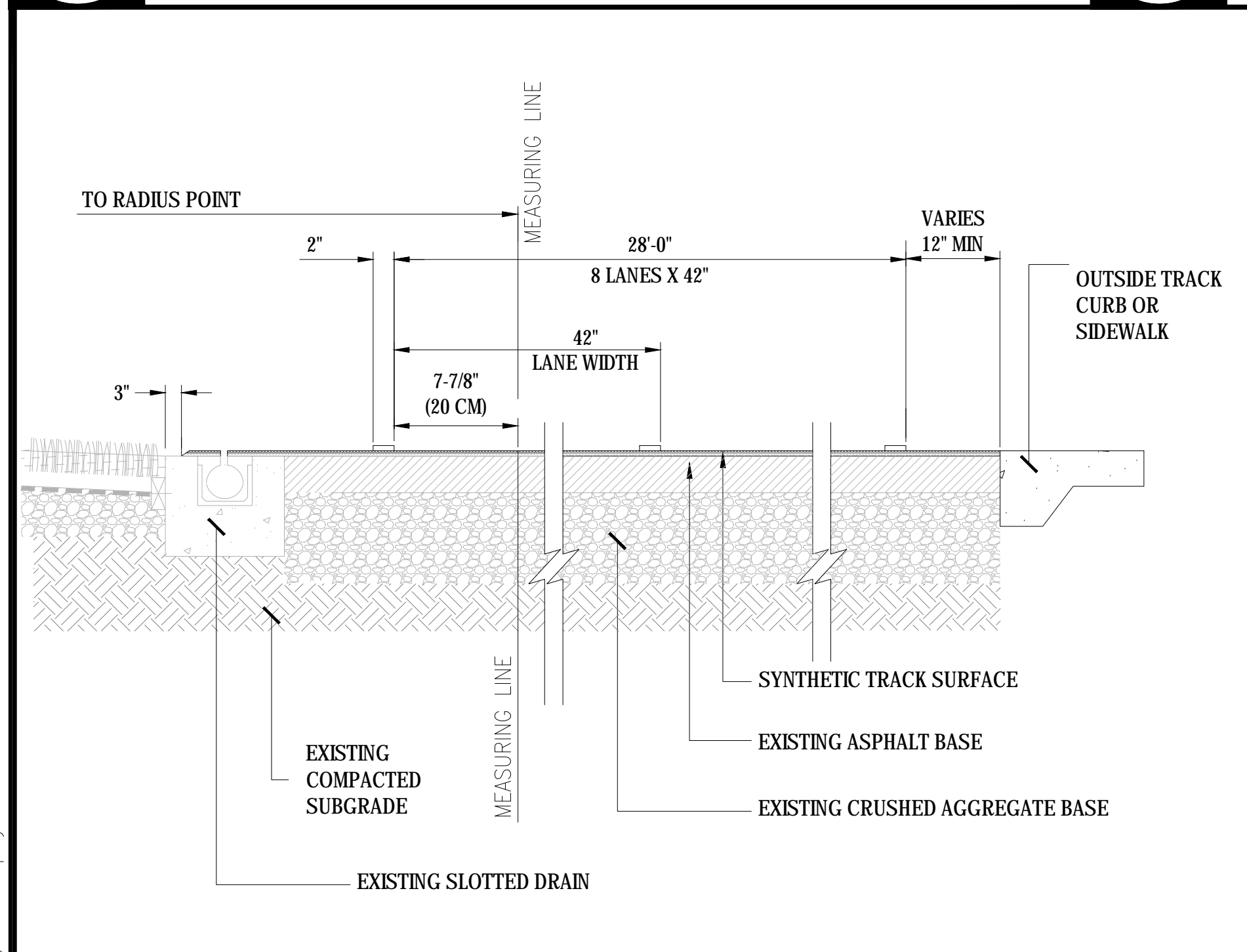
01 SYNTHETIC TURF SURFACING
 SCALE: NTS



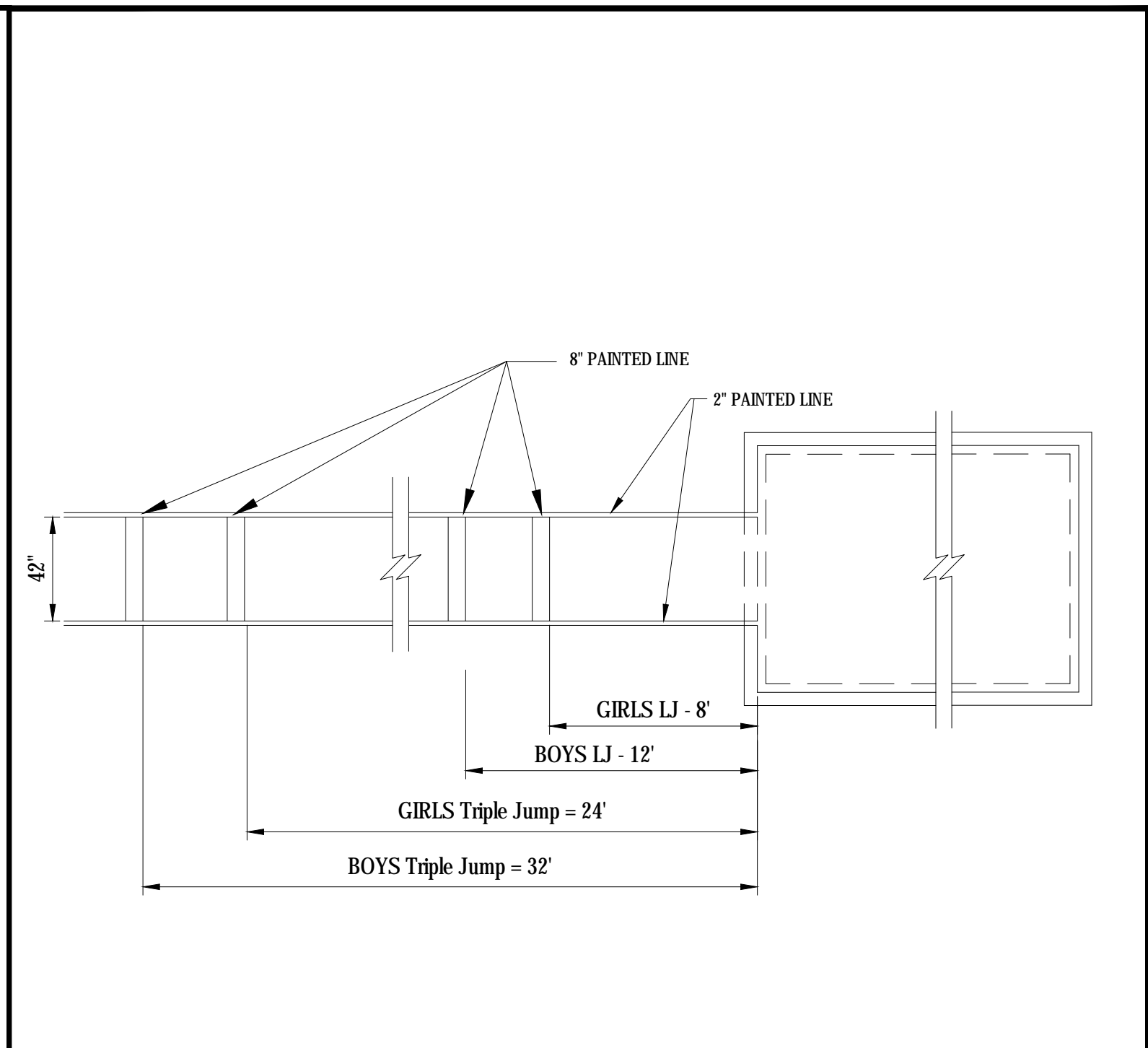
02 SYNTHETIC TRACK SURFACING
 SCALE: NTS



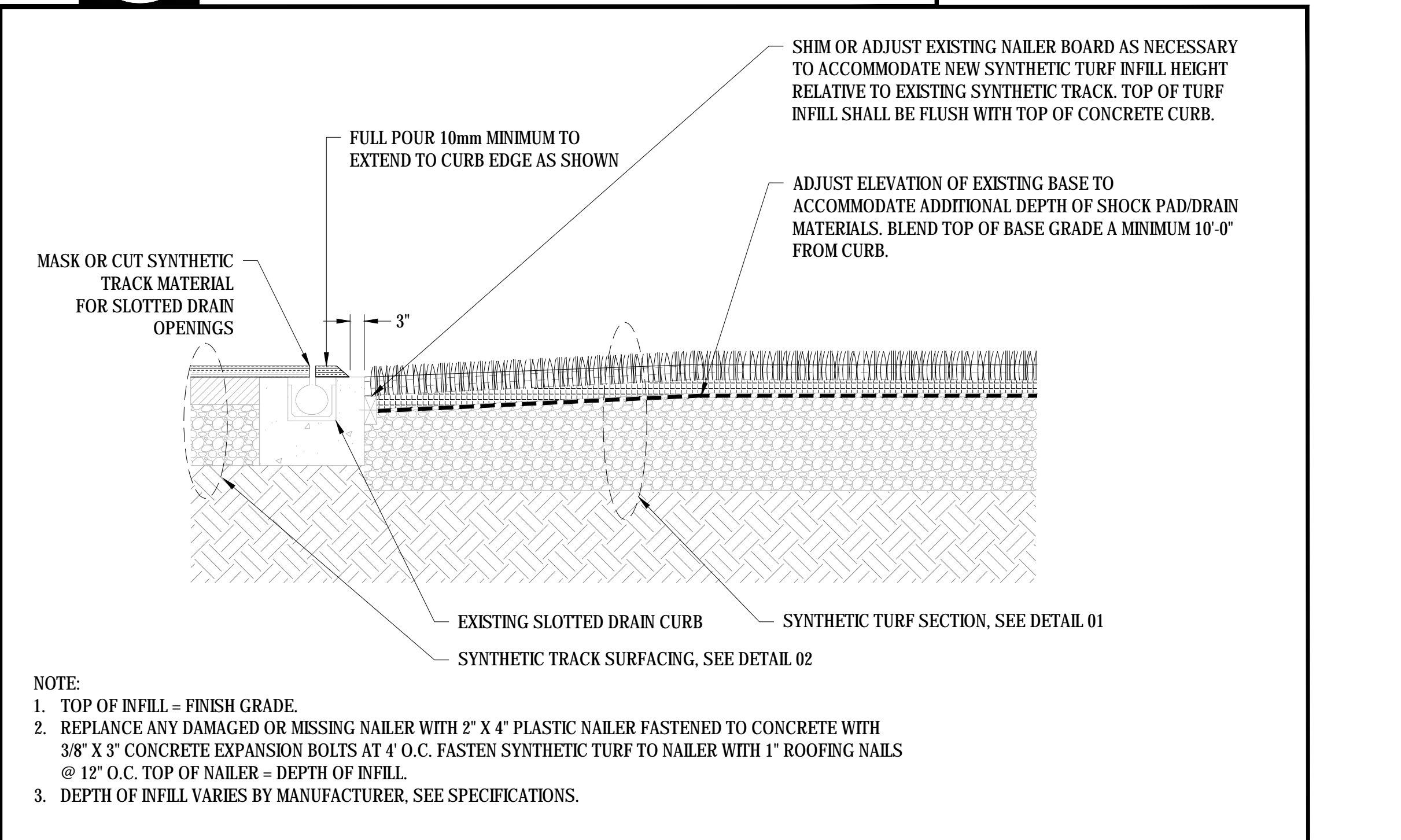
03 SYNTHETIC SURFACING & NAILER AT CURB EDGE
 SCALE: NTS



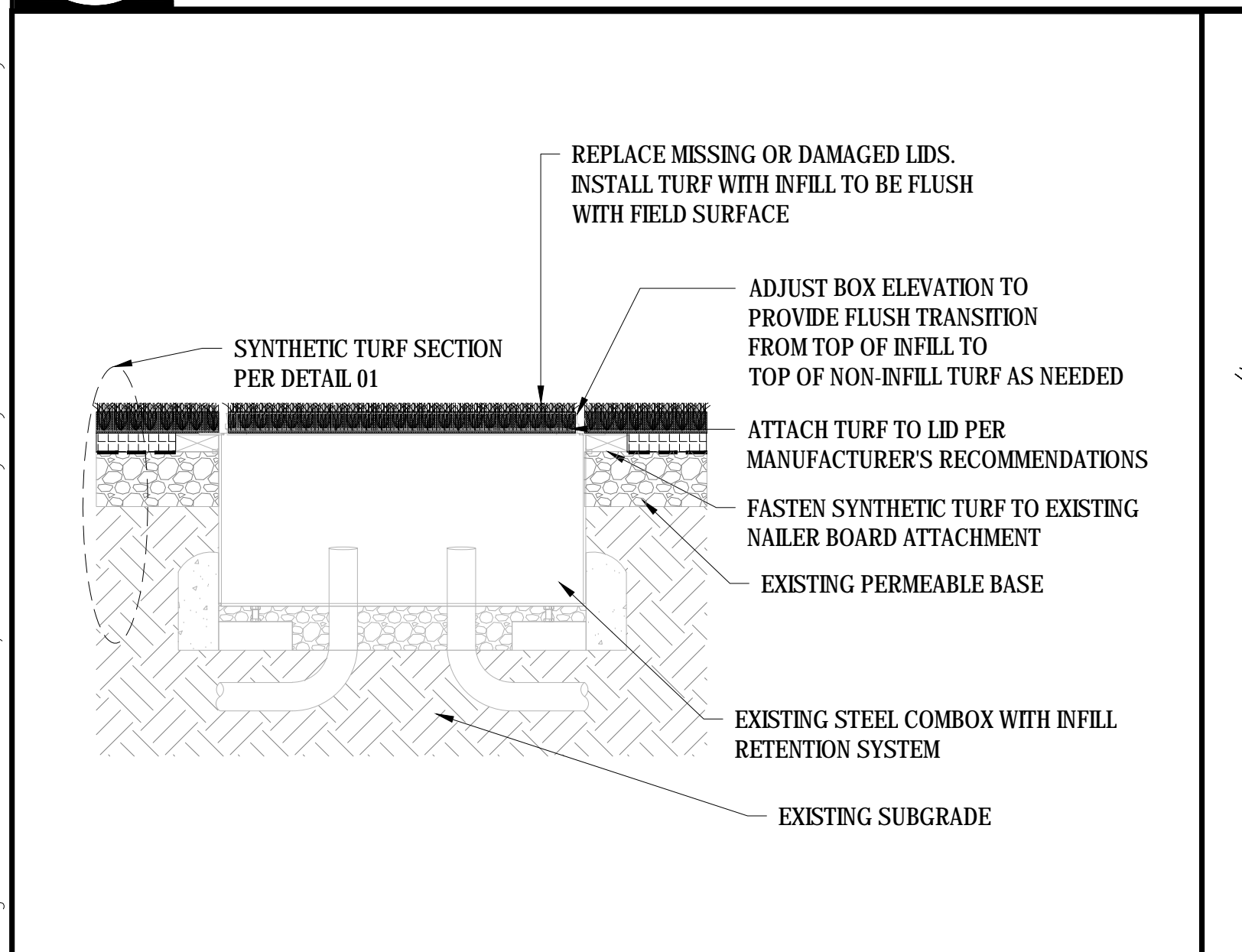
04 RUNNING TRACK LANE DIMENSIONS
 SCALE: NTS



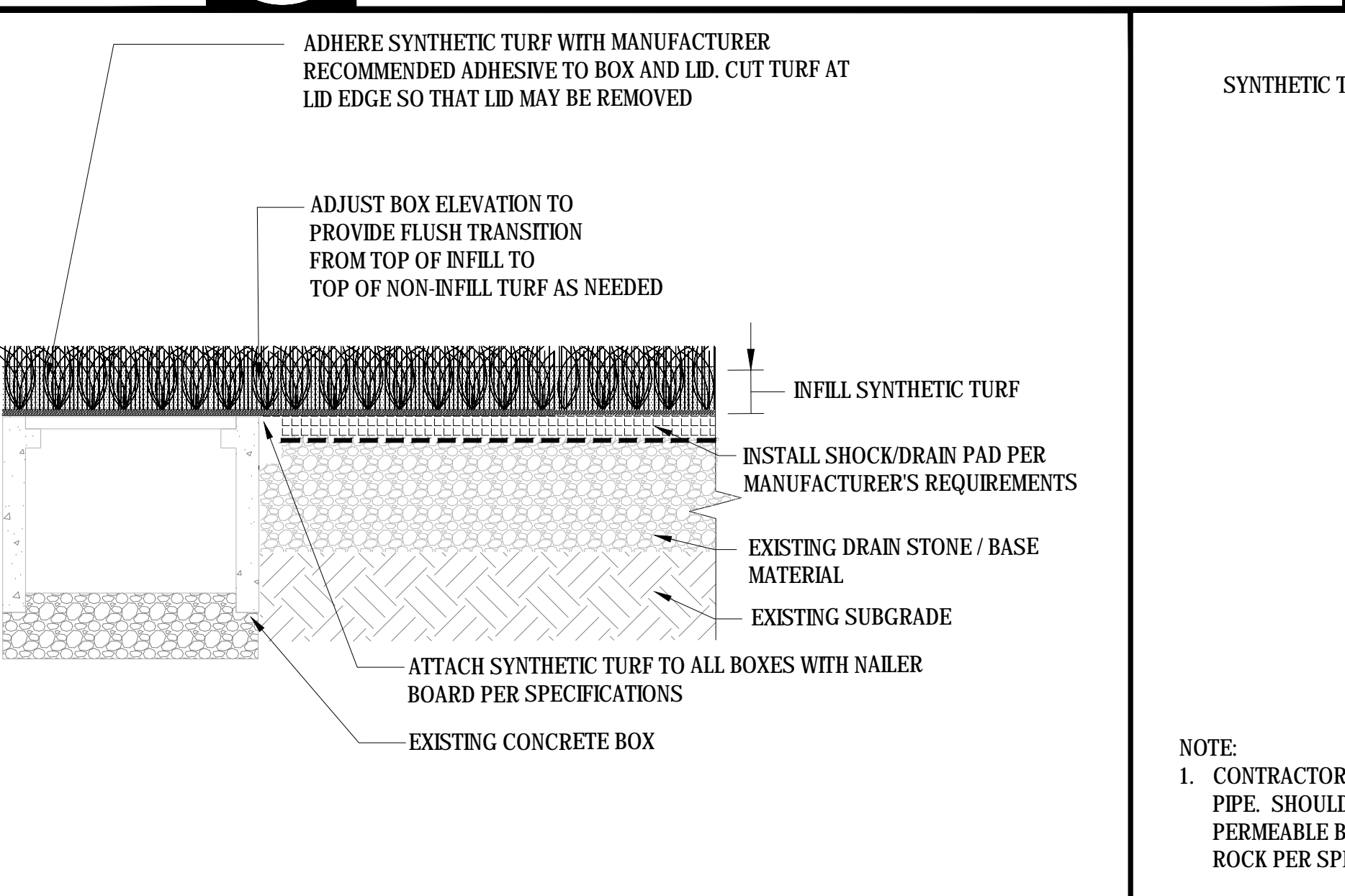
05 LONG/TRIPLE JUMP - PLAN VIEW
 SCALE: NTS



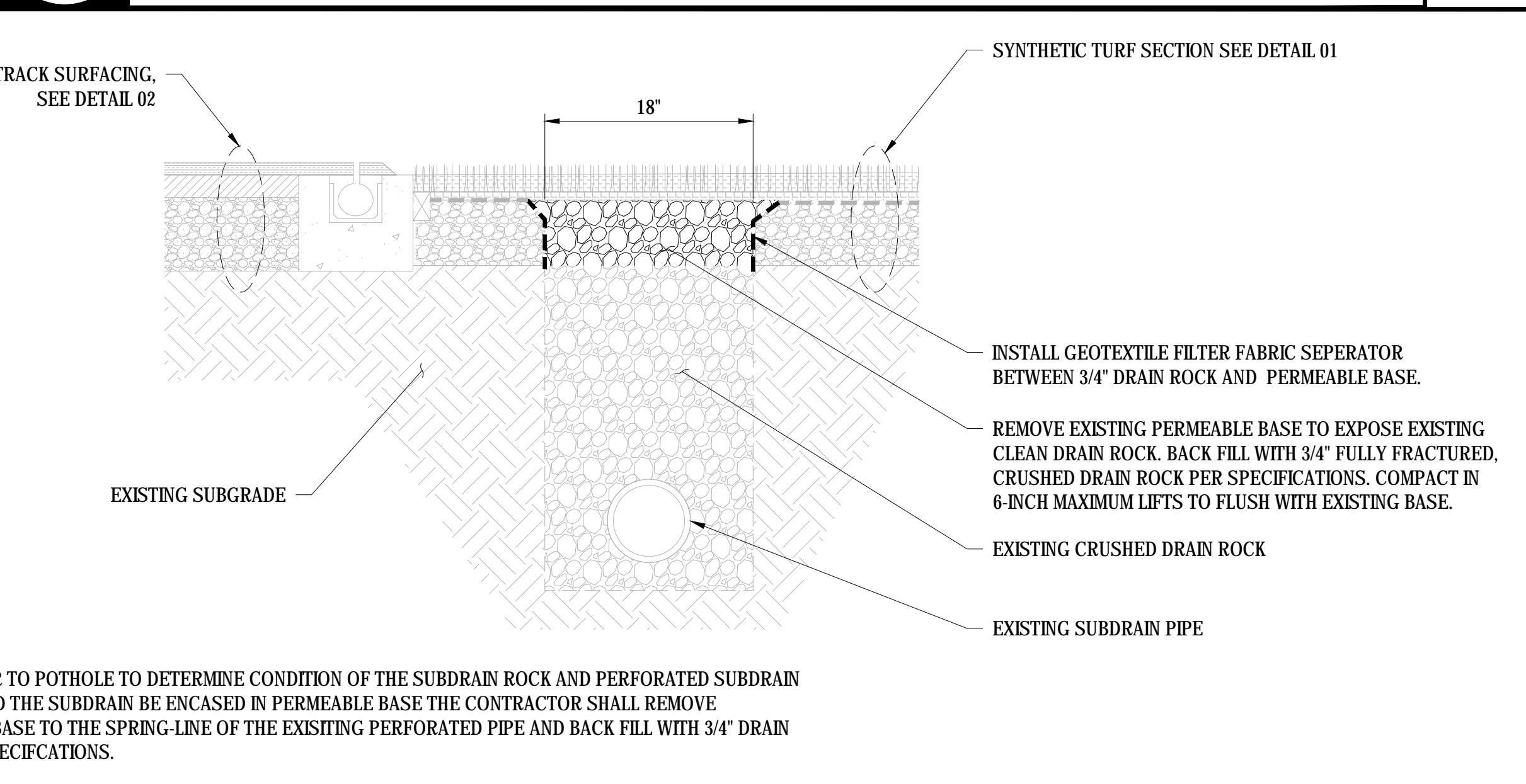
06 SYNTHETIC SURFACING AT SLOTTED DRAIN
 SCALE: NTS



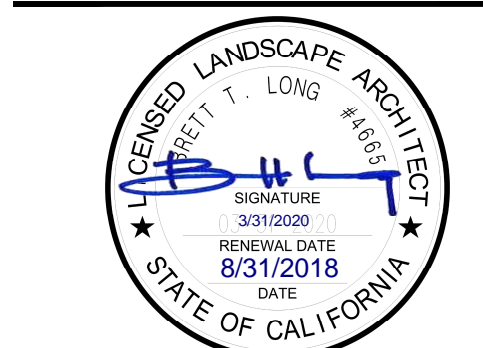
07 EXISTING COMBOX IN SYNTHETIC TURF
 SCALE: NTS



08 EXISTING CONCRETE BOX IN SYNTHETIC TURF
 SCALE: NTS



09 SUBDRAIN REPAIR
 SCALE: NTS



REV.

ADDENDA #2 - 8/31/2018

ANDREW P. HILL HIGH SCHOOL
 TRACK & FIELD RESURFACING
 3200 Senter Road
 San Jose, CA

SCALE: N.T.S.

DESIGNED: BTL

DATE: 8/31/2018

DRAWN: -

PROJ. 18-120

APPROVED:

DETAILS

DWG. NO.
TF-05

This plan document set is the sole property of Lloyd Consulting Group, LLC. No alterations to these plans, other than adding "as-built" information, are allowed by anyone other than authorized Lloyd Consulting Group, LLC employees.

STANDARD ENGINEERING NOTES

1. THESE PLANS ARE SUBJECT TO THE INTERPRETATION OF INTENT BY THE ENGINEER. ALL QUESTIONS REGARDING THESE PLANS SHALL BE PRESENTED TO THE ENGINEER. ANYONE WHO TAKES IT UPON THEMSELVES THE INTERPRETATION OF THE DRAWINGS OR MAKES REVISIONS TO THE SAME WITHOUT CONFERRING WITH THE DESIGN ENGINEER SHALL BE RESPONSIBLE FOR THE CONSEQUENCES THEREOF.
2. PRIOR TO BIDDING THE WORK, THE CONTRACTOR SHALL THOROUGHLY SATISFY HIMSELF AS TO THE ACTUAL CONDITIONS, REQUIREMENTS OF THE WORK AND EXCESS OR DEFICIENCY IN QUANTITIES. NO CLAIMS SHALL BE MADE AGAINST THE OWNER/DEVELOPER OR ENGINEER FOR ANY EXCESS OR DEFICIENCY THEREIN, ACTUAL OR RELATIVE.
3. THE ENGINEER SHALL NOT BE RESPONSIBLE FOR CONSTRUCTION MEANS, METHODS, TECHNIQUES, SEQUENCES, PROCEDURES OR SAFETY PRECAUTIONS OR PROGRAMS UTILIZED IN CONNECTION WITH THE WORK, AND WILL NOT BE RESPONSIBLE FOR THE CONTRACTOR'S FAILURE TO CARRY OUT THE WORK IN ACCORDANCE WITH THE CONTRACT DOCUMENTS.
4. THE ENGINEER SHALL NOT BE RESPONSIBLE FOR COORDINATING THE RELOCATION OF UTILITIES, LIGHTS, IRRIGATION ETC.
5. THE CONTRACTOR IS TO VERIFY THE LOCATION, ELEVATION, CONDITION, AND PAVEMENT CROSS-SLOPE OF ALL EXISTING SURFACES AT POINTS OF TIE-IN AND MATCHING, PRIOR TO COMMENCEMENT OF CONSTRUCTION. SHOULD EXISTING LOCATIONS, ELEVATIONS, CONDITION, OR PAVEMENT CONFLICT WITH ADA OR FIH PLAYING FIELD REQUIREMENTS, THE CONTRACTOR SHALL NOTIFY THE OWNER'S AGENT IMMEDIATELY FOR DIRECTION ON HOW TO PROCEED PRIOR TO COMMENCEMENT OF CONSTRUCTION. THE CONTRACTOR ACCEPTS RESPONSIBILITY FOR ALL COSTS ASSOCIATED WITH CORRECTIVE ACTION IF THESE PROCEDURES ARE NOT FOLLOWED.
6. EXISTING UTILITIES ARE NOT SHOWN. CALL UNDERGROUND SERVICE ALERT PRIOR TO CONSTRUCTION. THE COLLEGE CAN BE COORDINATED WITH TO MARK KNOWN UTILITIES BELONGING TO THE COLLEGE. THE CONTRACTOR SHALL PROTECT AND MAINTAIN ALL EXISTING UTILITIES ON THE SITE. ANY DAMAGE TO EXISTING UTILITIES, WHETHER SHOWN OR NOT ON THE DRAWING, SHALL BE REPAIRED/REPLACED AT THE CONTRACTOR'S EXPENSE. EXISTING SURFACE FEATURES AND FENCING SHALL BE REPLACED IN KIND.
7. THE ENGINEER AND APPLICABLE AGENCY MUST APPROVE, PRIOR TO CONSTRUCTION, ANY ALTERATION, OR VARIANCE FROM THESE PLANS. ANY VARIATIONS FROM THESE PLANS SHALL BE PROPOSED ON CONSTRUCTION FIELD PRINTS AND TRANSMITTED TO THE ENGINEER.
8. ANY INSPECTION BY ANY JURISDICTIONAL AGENCY, SHALL NOT, IN ANY WAY, RELIEVE THE CONTRACTOR FROM ANY OBLIGATION TO PERFORM THE WORK IN STRICT COMPLIANCE WITH APPLICABLE CODES AND AGENCY REQUIREMENTS.
9. ANY HAULING PERMITS REQUIRED ARE TO BE OBTAINED BY THE CONTRACTOR AT NO ADDITIONAL COST TO THE OWNER.
10. ANY CONSTRUCTION WATER ACCESS IS TO BE OBTAINED BY THE CONTRACTOR AT NO ADDITION COST TO THE OWNER. FIRE HYDRANT ACCESS MUST BE PERMITTED AND METERED BY THE COUNTY WATER DISTRICT 1 AT NO ADDITIONAL COST TO THE OWNER.
11. CONTRACTOR IS RESPONSIBLE FOR PROTECTING ALL STORM DRAIN PIPES AND DRAINAGE FACILITIES FROM DAMAGE DURING ALL STAGES OF CONSTRUCTION.

PARTIAL LIST OF APPLICABLE CODES AS OF JANUARY 1, 2017

- 2016 CALIFORNIA ADMINISTRATIVE CODE, PART 1, TITLE 24 C.C.R.
- 2016 CALIFORNIA BUILDING CODE (CBC), PART 2, TITLE 24 C.C.R.
- 2016 CALIFORNIA ELECTRICAL CODE (CEC), PART 3, TITLE 24 C.C.R.
- 2016 CALIFORNIA FIRE CODE, PART 9, TITLE 24 C.C.R.
- 2016 CALIFORNIA GREEN BUILDING STANDARDS CODE, PART 11, TITLE 24 C.C.R.
- 2016 CALIFORNIA REFERENCE STANDARDS, PART 12, TITLE 24 C.C.R.
- TITLE 19 C.C.R., PUBLIC SAFETY, STATE FIRE MARSHALL REGULATIONS

NOTES:

1. SOME CODES MAY NOT APPLY IF WORK REGULATED BY SUCH CODE IS NOT WITHIN THE SCOPE OF THIS PROJECT.

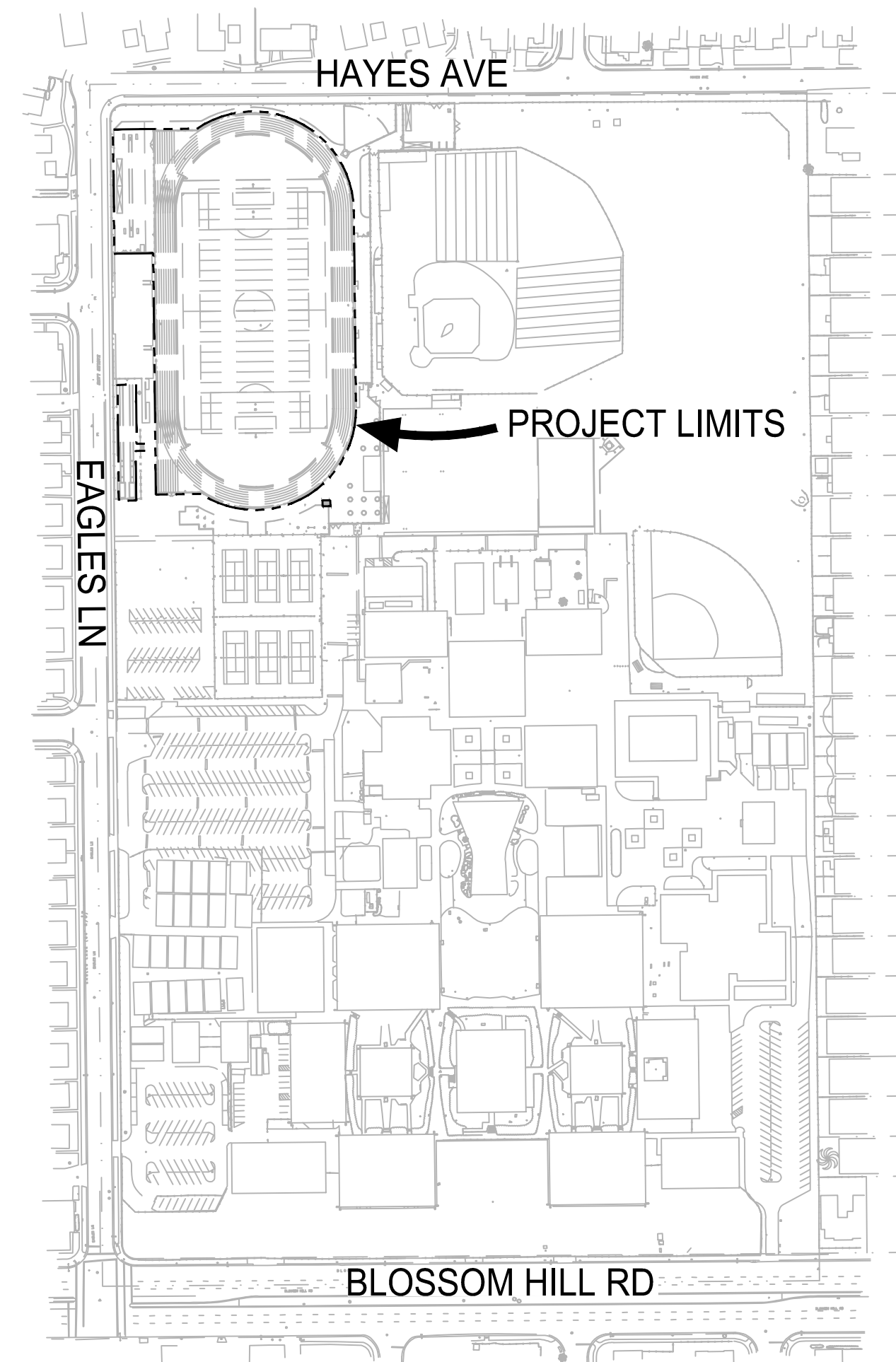


Section 4216/4217 of the government code requires a dig alert identification number be issued before a "permit to excavate" will be valid.

Call (2) working days before you dig.

OAK GROVE HIGH SCHOOL TRACK & FIELD RESURFACING

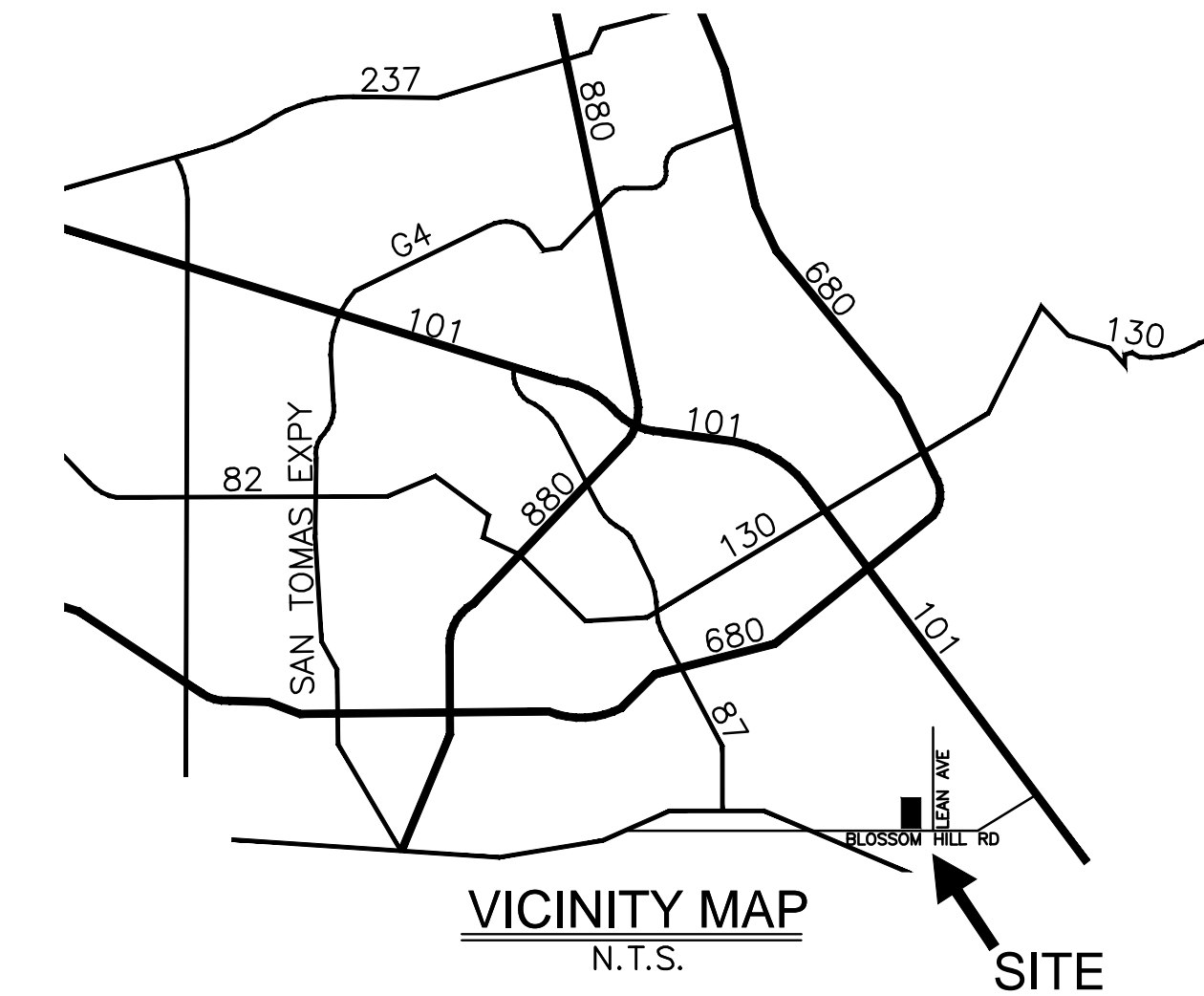
285 BLOSSOM HILL ROAD, SAN JOSE, CA 95123



LOCATION MAP
SCALE 1"=200'

SCOPE OF WORK

THE PROJECT SCOPE OF WORK INCLUDES; REMOVAL AND REPLACEMENT OF EXISTING ARTIFICIAL TURF AND TRACK RESURFACING, FENCING REPAIRS AND SITE FURNISHINGS.



SHEET INDEX

- TF-01 COVER SHEET
- TF-02 DEMOLITION PLAN
- TF-03 SURFACING PLAN
- TF-04 GRAPHICS PLAN
- TF-05 DETAILS
- TF-06 DETAILS

OWNER

EAST SIDE UNION HIGH SCHOOL DISTRICT
830 N. CAPITOL AVE
SAN JOSE, CA 95133
PH: (408) 239-9647

ENGINEER

ANTHONY STEVENSON
LLOYD CIVIL AND SPORTS ENGINEERING, LLC
7349 N. VIA PASEO DEL SUR
SUITE 515-324
SCOTTSDALE, AZ 85258
(602) 635-4226
EMAIL: astevenson@lloydengineers.com

LANDSCAPE ARCHITECT

BRETT LONG
LLOYD CIVIL AND SPORTS ENGINEERING, LLC
7349 N. VIA PASEO DEL SUR
SUITE 515-324
SCOTTSDALE, AZ 85258
(408) 338-6048
EMAIL: blong@lloydengineers.com



REV.	
ADDENDA #2 - 8/31/2018	

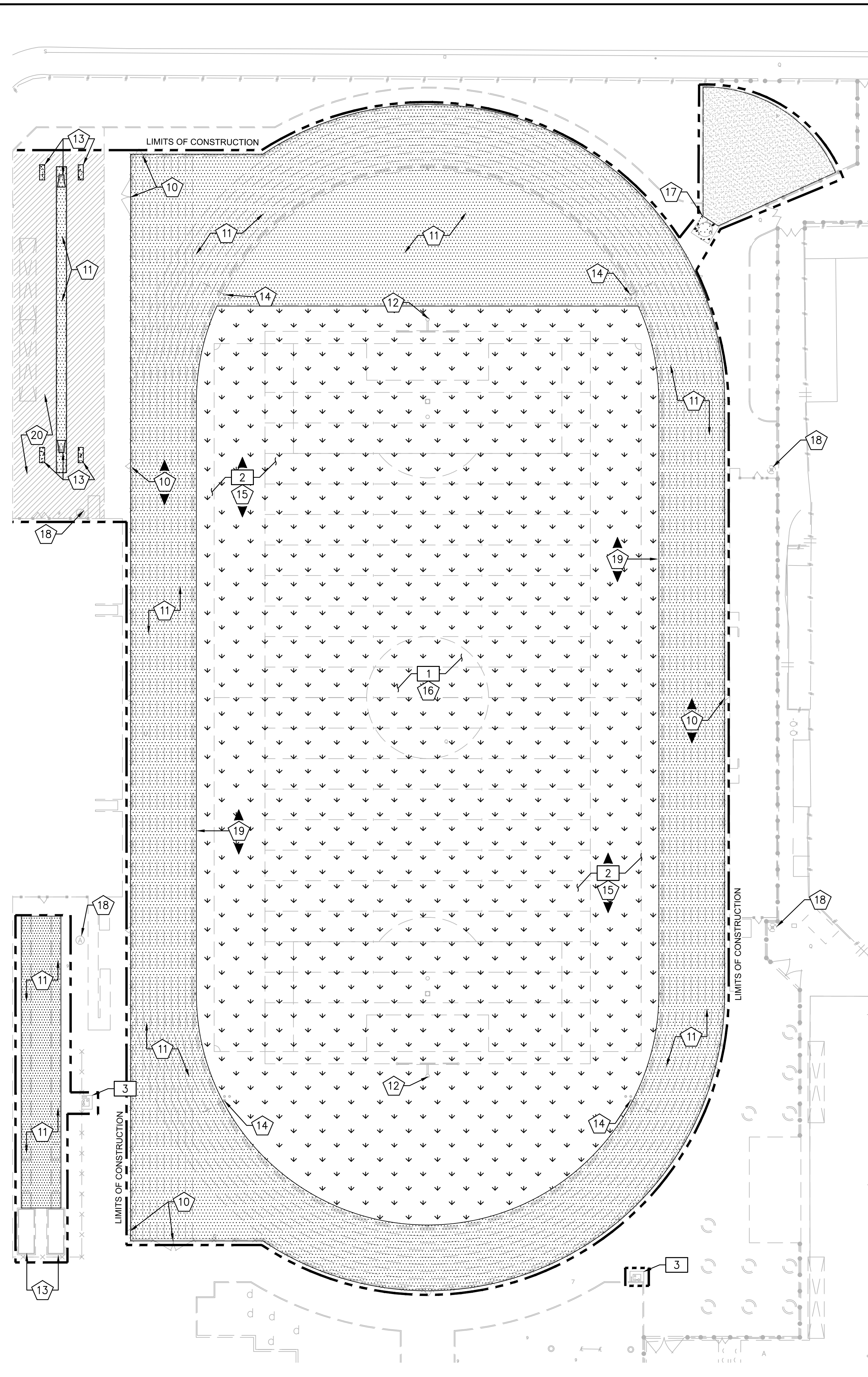
**OAK GROVE HIGH SCHOOL
TRACK & FIELD RESURFACING**
285 Blossom Hill Road
San Jose, CA

SCALE:	AS NOTED
DESIGNED:	BTL
DATE:	8/31/2018
DRAWN:	ZTP
PROJ.	18-120
APPROVED:	

COVER

DWG. NO.

TF-01



PROTECT IN PLACE NOTES

- 10 PROTECT IN PLACE EXISTING CONCRETE CURB, PERIMETER FENCE, AND GATES.
- 11 PROTECT IN PLACE EXISTING TRACK SURFACE AND ASPHALT BASE. CONTRACTOR TO CLEAN SURFACE OFF ALL DEBRIS. THE CONTRACTOR MUST THOROUGHLY INSPECT ENTIRE SURFACE AND REPAIR HOLES, CHIPS, CRACKS, BUMPS AND DIPS. REPAIR METHODS ARE TO BE SUBMITTED AND APPROVED BY ENGINEER PRIOR TO IMPLEMENTATION. CONTRACTOR MUST NOTIFY ENGINEER OF ANY DEFECTS WHICH MAY AFFECT THE LONG TERM STABILITY AND DURABILITY OF PAVEMENT AND TRACK SURFACING.
- 12 PROTECT IN PLACE EXISTING FOOTBALL GOAL POSTS.
- 13 PROTECT IN PLACE EXISTING POLE VAULT PIT, CONCRETE PADS AND LONG/TRIPLE JUMP PIT.
- 14 PROTECT IN PLACE EXISTING LANE GATES.
- 15 PROTECT IN PLACE EXISTING IRRIGATION AND/OR COMMUNICATION BOXES.
- 16 PROTECT IN PLACE EXISTING IRRIGATION, DRAINAGE PIPES AND DRAIN INLETS. CONTRACTOR MUST VERIFY EXISTING IRRIGATION AND/OR DRAINAGE LOCATIONS AND MAINTAIN FLOW AND AUTOMATED CONTROL SERVICE TO ANY ADJACENT LANDSCAPE OR DRAINAGE AREAS DURING AND AFTER CONSTRUCTION.
- 17 PROTECT IN PLACE EXISTING CONCRETE SHOT PUT THROWING PAD.
- 18 PROTECT IN PLACE EXISTING FIELD LIGHTING.
- 19 PROTECT IN PLACE EXISTING SLOT DRAIN. CLEAN AND FLUSH ALL DRAINS PER SPECIFICATIONS.
- 20 PROTECT IN PLACE EXISTING SYNTHETIC SURFACING. CLEAN AND PREPARE AREA FOR SPRAY COAT FINISH.

DEMOLITION NOTES

- 1 REMOVE AND DISPOSE OF EXISTING SYNTHETIC TURF AND INFILL. DISPOSE OF TURF AND INFILL PER LOCAL CODES AND REQUIREMENTS.
- 2 REMOVE AND DISPOSE OF EXISTING SYNTHETIC TURF FROM ALL IRRIGATION AND COMMUNICATION BOXES. ACTUAL BOX LOCATIONS NOT SHOWN. CONTRACTOR MUST LOCATE ALL BOXES IN FIELD.
- 3 REMOVE AND REPLACE EXISTING DRINKING FOUNTAINS.

LEGEND

- EXISTING TRACK SURFACE TO BE PROTECTED
- EXISTING SYNTHETIC TURF PLAYING FIELD TO BE REMOVED
- EXISTING SPRAY MAT SURFACING TO BE PROTECTED
- EXISTING CONCRETE SURFACE TO BE PROTECTED
- EXISTING DECOMPOSED GRANITE
- LIMITS OF CONSTRUCTION

GENERAL NOTES

1. CONTRACTOR MUST REMOVE AND DISPOSE OF ALL WEEDS, LOOSE MATERIALS, AND THOROUGHLY CLEAN THE TRACK/RUNWAY, DG AREAS TO RECEIVE THE NEW SURFACE.
2. AT THE CONCLUSION OF THE REPAIRS AND PREPARATION NO EXPOSED CONCRETE SURFACES SHALL BE VISIBLE ALONG THE PERIMETER AND OR EDGES OF ANY AREAS INTENDED FOR A SYNTHETIC TRACK AND FIELD RUNNING OR JUMPING SURFACE.
3. EXISTING STORM DRAIN FACILITIES WITHIN THE LIMITS OF CONSTRUCTION MUST BE PROTECTED FROM CONSTRUCTION DEBRIS INTRUSION AND MUST BE FLUSHED OUT AND CLEANED BY THE CONTRACTOR.
4. THE CONTRACTOR SHALL PROVIDE AND INSTALL EROSION CONTROL ITEMS SUCH AS SILT FENCING, HAY BALES, STABILIZED CONSTRUCTION ENTRANCES, AND INLET SEDIMENT TRAPS AS REQUIRED BY LOCAL CODE. THE CONTRACTOR IS RESPONSIBLE TO PROVIDE ANY EROSION CONTROL PLANS REQUIRED BY GOVERNMENT AGENCIES, AND OBTAIN ANY REQUIRED PERMITS.
5. CONTRACTOR IS RESPONSIBLE FOR MAINTAINING IRRIGATION SERVICE TO EXISTING LANDSCAPE MATERIAL TO REMAIN AND TO ADJACENT FIELDS BOTH DURING AND AFTER CONSTRUCTION.
6. THE CONTRACTOR MUST CONTACT LOCAL UTILITY LOCATION SERVICES PRIOR TO CONSTRUCTION.
7. THE CONTRACTOR MUST PROTECT IN PLACE ALL EXISTING UTILITIES. THE CONTRACTOR IS RESPONSIBLE FOR REPAIR OR REPLACEMENT OF UTILITIES DAMAGED DURING CONSTRUCTION.
8. THE CONTRACTOR IS RESPONSIBLE FOR RENOVATING ALL INFIELD BOXES PER PLAN NOTES AND DETAILS.

This plan document set is the sole property of Lloyd Consulting Group, LLC. No alterations to these plans, other than adding "as-built" information, are allowed by anyone other than authorized Lloyd Consulting Group, LLC employees.



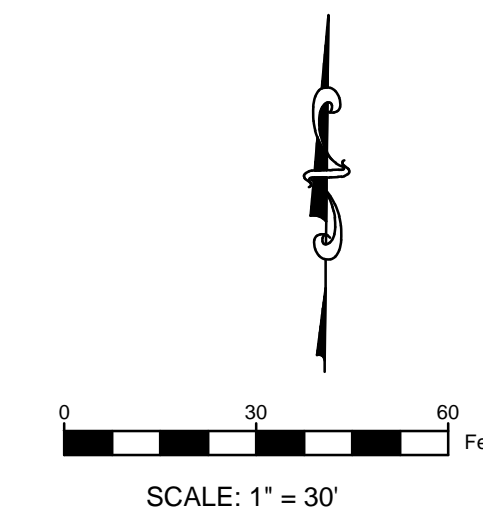
REV.	
ADDENDA #2 - 8/31/2018	

**OAK GROVE HIGH SCHOOL
 TRACK & FIELD RESURFACING**
 285 Blossom Hill Road
 San Jose, CA

SCALE:	1"=30'
DESIGNED:	BTL
DATE:	8/31/2018
DRAWN:	ZTP
PROJ.	18-120
APPROVED:	

DEMOLITION PLAN

DWG. NO.
TF-02



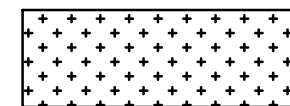






SURFACING NOTES:

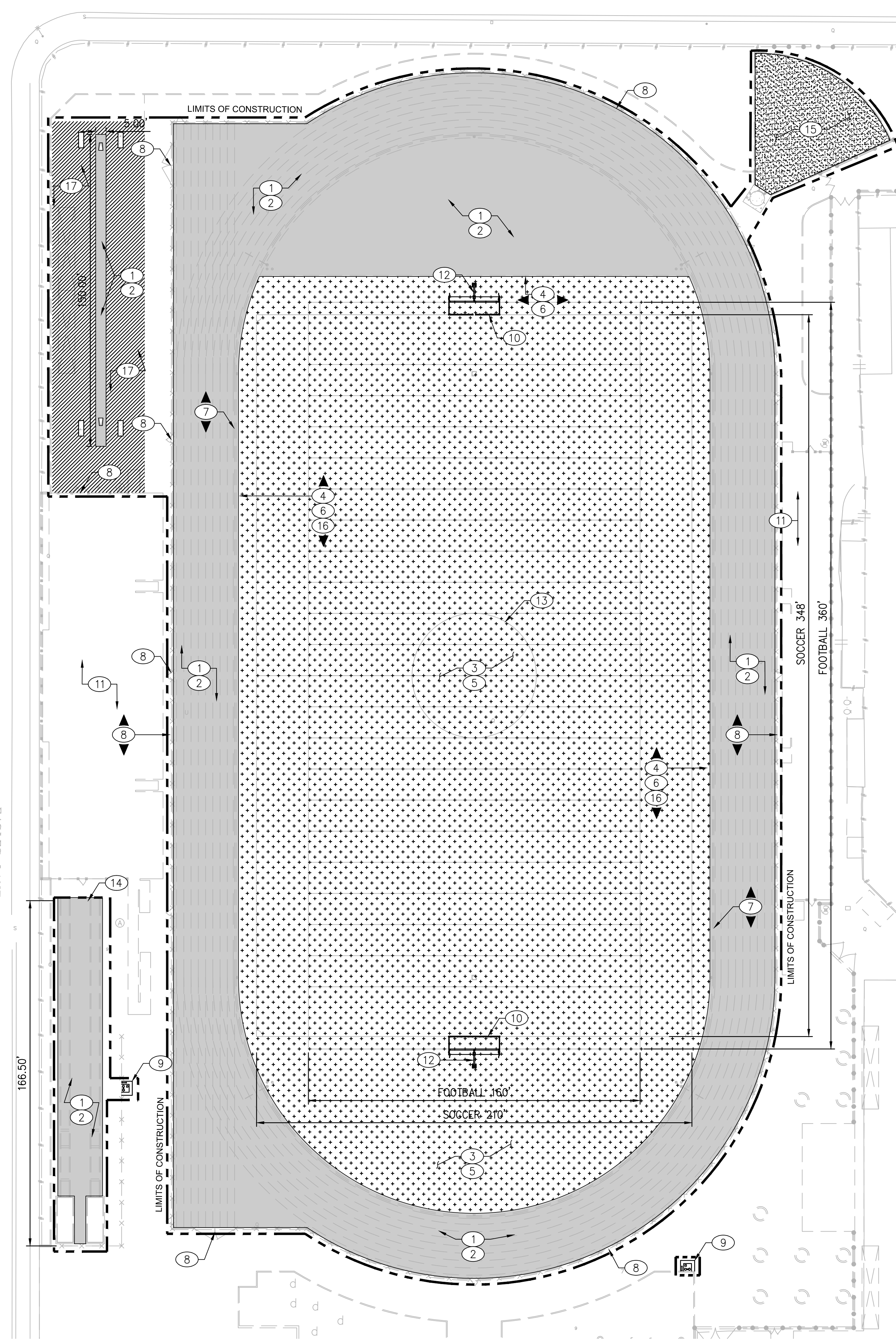
- ① INSTALL SYNTHETIC TRACK OVERLAY ON EXISTING RUNNING TRACK, D-ZONES, LONG/TRIPLE JUMP RUNWAYS & LANDING PIT COVERS PER DETAIL 02 ON SHEET TF-05.
- ② STRIPE TRACK AND RUNWAYS PER NFHS REQUIREMENTS AND PER SPECIFICATIONS. SEE DETAIL 04 ON SHEET TF-05.
- ③ PRIOR TO SHOCK PAD/DRAIN LAYER INSTALLATION THE CONTRACTOR MUST CORRECT ANY RIDGES OR DEPRESSIONS IN PLAYING FIELD BASE THAT DO NOT MEET GRADING TOLERANCES PER THE SPECIFICATIONS.
- ④ ADJUST PLAYING FIELD BASE ELEVATIONS AT FIELD PERIMETER AND ADJUST NAILER BOARD ELEVATIONS TO MAINTAIN SMOOTH/FLUSH TRANSITION BETWEEN TURF AND TRACK SURFACES WITH NO GRADING GAP OR LIP. CONTRACTOR MUST REPLACE DAMAGED NAILER BOARDS. SEE DETAIL 06 ON SHEET TF-05.
- ⑤ INSTALL SYNTHETIC TURF SYSTEM WITH SHOCK PAD, DRAIN LAYER AND GEOTEXTILE FABRIC PER DETAIL 01 ON SHEET TF-05.
- ⑥ ATTACH SYNTHETIC TURF TO NAILER BOARD PER DETAIL 06 ON SHEET TF-05.
- ⑦ CONTRACTOR MUST REPAIR OR REPLACE ANY DAMAGED SLOT DRAIN SECTIONS TO MATCH EXISTING. SURFACING INSTALLER MUST INSTALL NEW SYNTHETIC TRACK SURFACING OVER EXISTING SLOT DRAIN. ALL SLOT DRAIN INLET OPENINGS TO REMAIN OPEN AND FREE OF SURFACING.
- ⑧ REPAIR EXISTING FENCE RAILS AS NEEDED. CLEAN, PRIME AND PAINT POSTS, RAILS & GATES. INSTALL NEW VINYL CLAD FABRIC ON FENCE AND GATES. REPAIR GATES & HARDWARE AS NEEDED. (COLOR BLACK)
- ⑨ INSTALL ELKAY HIGH/LOW ACCESSIBLE DRINKING FOUNTAIN WITH BOTTLE FILLER AT EXISTING DRINKING FOUNTAIN LOCATIONS PER DETAIL 01 ON SHEET TF-06.
- ⑩ INSTALL SOCCER GOALS WITH ANCHOR WEIGHTS PER SPECIFICATIONS.
- ⑪ CONTRACTOR TO PRESSURE WASH AND CLEAN ALL BLEACHERS AT THE END OF CONSTRUCTION.
- ⑫ CLEAN AND POWDER COAT GOAL POSTS NEON YELLOW AND REPLACE WIND FLAGS AT TOP OF POSTS PER SPECIFICATIONS.
- ⑬ REFER TO SHEET TF-04 FOR FOOTBALL AND SOCCER FIELD STRIPING LAYOUT.
- ⑭ CLEAN ALL SAND FROM PAVED AREAS AND REFRESH SAND PITS TO BE LEVEL WITH CURBS.
- ⑮ APPLY 1/2" OF MATCHING DECOMPOSED GRANITE AND STABILIZER AND RE-COMPACT TO FINISHED GRADE, PER DETAIL 02 ON SHEET TF-06.
- ⑯ ADJUST EXISTING COMMUNICATION/ELECTRIC AND IRRIGATION BOXES TO SIT FLUSH WITH NEW SYNTHETIC SURFACING, PER DETAIL 07 AND 08 ON SHEET TF-05.
- ⑰ CLEAN AND PREPARE AREA TO RECEIVE OVERLAY SPRAY COAT. INSTALL SPRAY COAT FINISH (COLOR BLACK).

GENERAL NOTES:

- 1. ALL COMPETITION REQUIRED STRIPES AND MARKINGS MUST BE INLAID AND MUST MEET THE LATEST REQUIREMENTS OF NFHS FOOTBALL AND SOCCER RULES. FOOTBALL MARKINGS TO BE WHITE AND SOCCER MARKINGS TO BE YELLOW.
- 2. GENERAL CONTRACTOR IS RESPONSIBLE FOR PREPARATION OF THE BASE IN THE TURF AREAS AND FOR COORDINATION WITH THE TURF INSTALLER'S WORK. TURF INSTALLER MUST SUBMIT COMPLETE SHOP DRAWINGS AND COLOR SAMPLES FOR REVIEW AND APPROVAL PRIOR TO INSTALLATION OF SYNTHETIC TURF. SUBMITTALS FOR SHOP DRAWINGS AND COLOR SAMPLES MUST BE IN ACCORDANCE WITH THE SPECIFICATIONS.
- 3. THE OWNER MUST REVIEW AND APPROVE THE FONTS USED FOR YARD LINE NUMBERING, ENDZONE LETTERING AND TRACK MARKINGS PRIOR TO INSTALLATION OF THE SYNTHETIC TURF OR STRIPING OF THE TRACK.
- 4. ALL SYNTHETIC SURFACE TRACK MARKINGS MUST BE CALIBRATED, CERTIFIED, AND CONFORM TO THE LATEST REQUIREMENTS OF NFHS.
- 5. THE EXISTING DRAINAGE SYSTEM MUST BE MAINTAINED OR REPAIRED WHEREVER DAMAGE IS DISCOVERED. ALL DRAINAGE SYSTEMS WITHIN LIMIT OF WORK SHALL BE CLEANED AND FLUSHED BY CONTRACTOR PER SPECIFICATIONS.
- 6. SUPPLY 2 BAGGED YARDS OF JUMP PIT SAND FOR ATTIC STOCK.

SURFACING LEGEND:

-  SYNTHETIC TURF PLAYING FIELD
-  RUBBERIZED SURFACE OVER EXISTING TRACK
-  EXISTING CONCRETE SURFACE
-  SYNTHETIC SPRAY COAT
-  DECOMPOSED GRANITE MATERIAL
-  LIMITS OF CONSTRUCTION
-  KEYNOTE CALLOUT SYMBOL



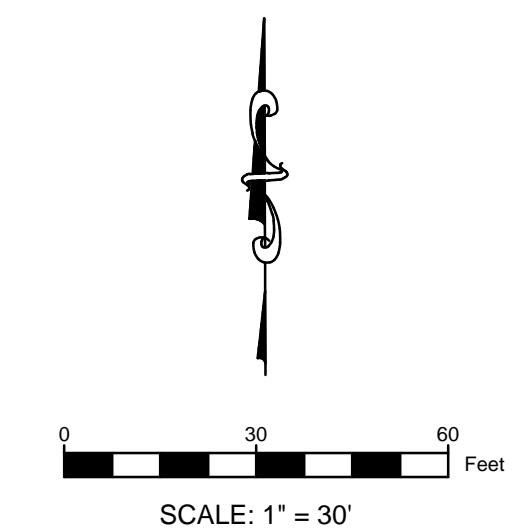
This plan document set is the sole property of Lloyd Consulting Group, LLC. No alterations to these plans, other than adding "as-built" information, are allowed by anyone other than authorized Lloyd Consulting Group, LLC employees.



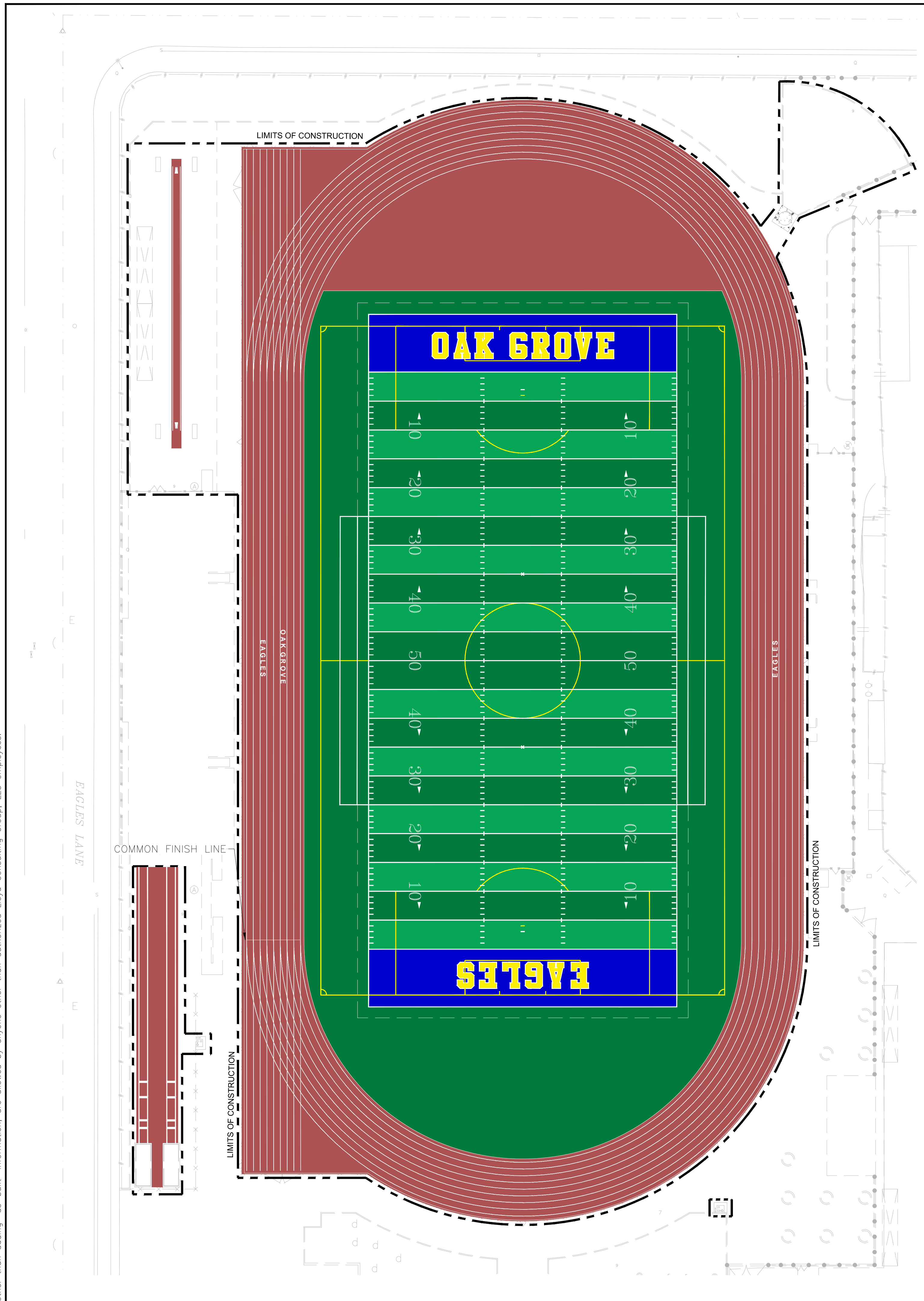
REV.	
ADDENDA #2 - 8/31/2018	
OAK GROVE HIGH SCHOOL TRACK & FIELD RESURFACING	
285 Blossom Hill Road San Jose, CA	
SCALE:	1"=30'
DESIGNED:	BTL
DATE:	8/31/2018
DRAWN:	ZTP
PROJ.	18-120
APPROVED:	

SURFACING PLAN

DWG. NO.
TF-03



This plan document set is the sole property of Lloyd Consulting Group, LLC. No alterations to these plans, other than adding "as-built" information, are allowed by anyone other than authorized Lloyd Consulting Group, LLC employees.



COLOR GRAPHICS NOTES:

1. THIS GRAPHICS PLAN IS FOR REFERENCE ONLY. THE TURF MANUFACTURER AND INSTALLER MUST SUBMIT FOR REVIEW SHOP DRAWINGS PER SPECIFICATIONS.
2. ALL LINE WORK MUST BE IN ACCORDANCE WITH NFHS RULES AND REGULATIONS FOR SOCCER AND FOOTBALL.
3. FOOTBALL IS TO BE THE DOMINATE LINE COLOR OVER SOCCER.
4. COLOR SELECTION IS TO BE FINALIZED DURING SHOP DRAWING SUBMITTAL REVIEW
5. FOOTBALL = WHITE / SOCCER = YELLOW
6. TURF MAY NOT BE PURCHASED UNTIL SHOP DRAWINGS AND PHYSICAL SAMPLES ARE APPROVED IN WRITING BY THE OWNER.
7. TRACK STRIPING IS FOR REFERENCE ONLY. THE TRACK MANUFACTURER SHALL PROVIDE COMPLETE STRIPING PLAN SHOP DRAWINGS FOR REVIEW AND APPROVAL PRIOR TO INSTALLATION.
8. TRACK TO RECEIVE LETTERING ON HOME AND AWAY SIDE PER PLAN.

COLOR GRAPHICS LEGEND

- SYNTHETIC TURF COLOR GREEN
- SYNTHETIC TURF COLOR LIGHT GREEN
- ENDZONE SYNTHETIC TURF COLOR BLUE
- ENDZONE LETTER SYNTHETIC TURF COLOR GOLD
- LETTER OUTLINE SYNTHETIC TURF COLOR WHITE



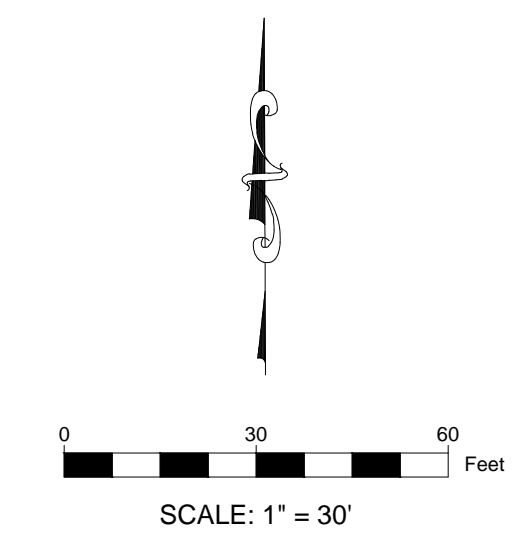
REV.	
ADDENDA #2 - 8/31/2018	

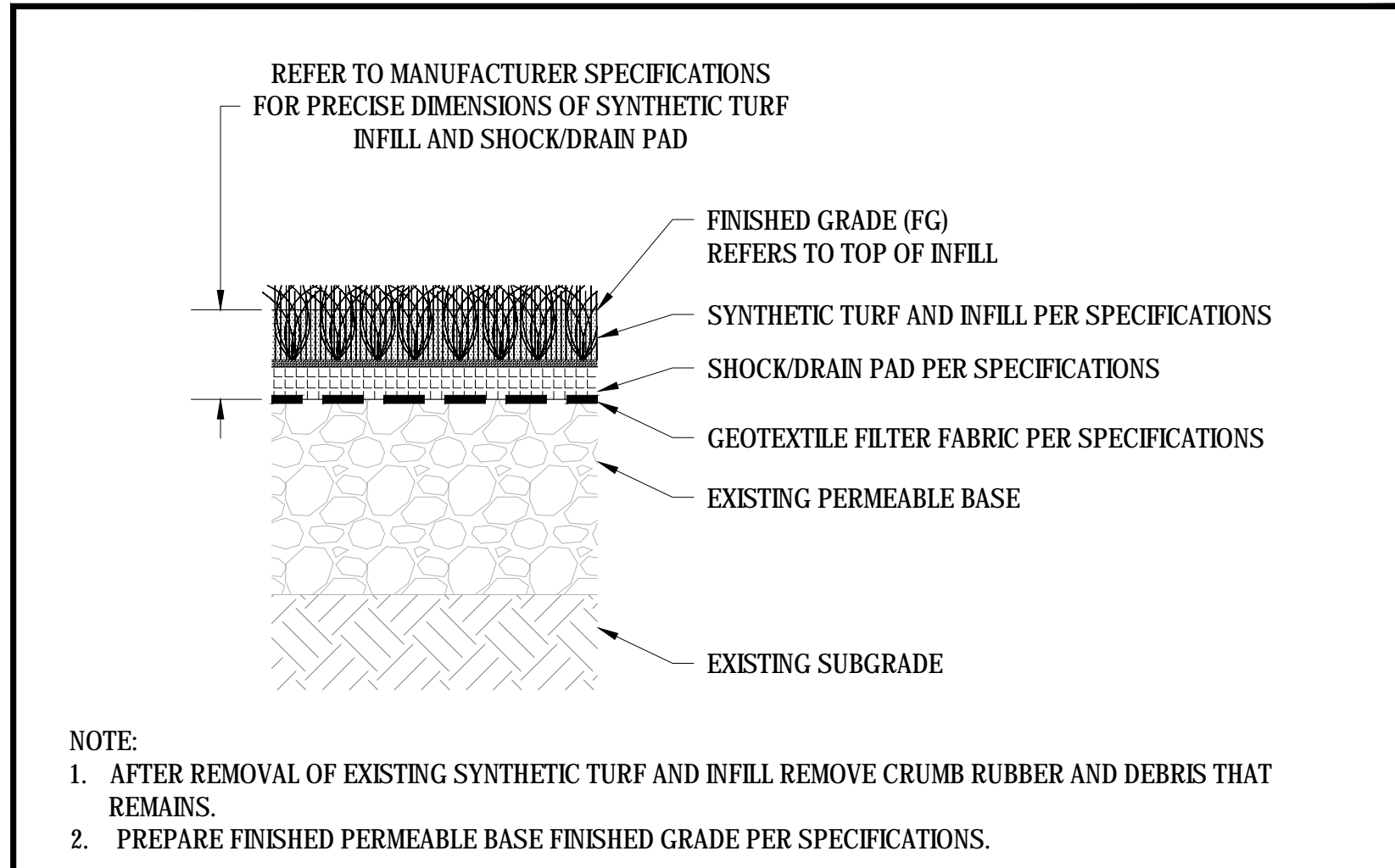
**OAK GROVE HIGH SCHOOL
TRACK & FIELD RESURFACING**
285 Blossom Hill Road
San Jose, CA

SCALE:	1" = 30'
DESIGNED:	BTL
DATE:	8/31/2018
DRAWN:	BTL
PROJ.	18-120
APPROVED:	

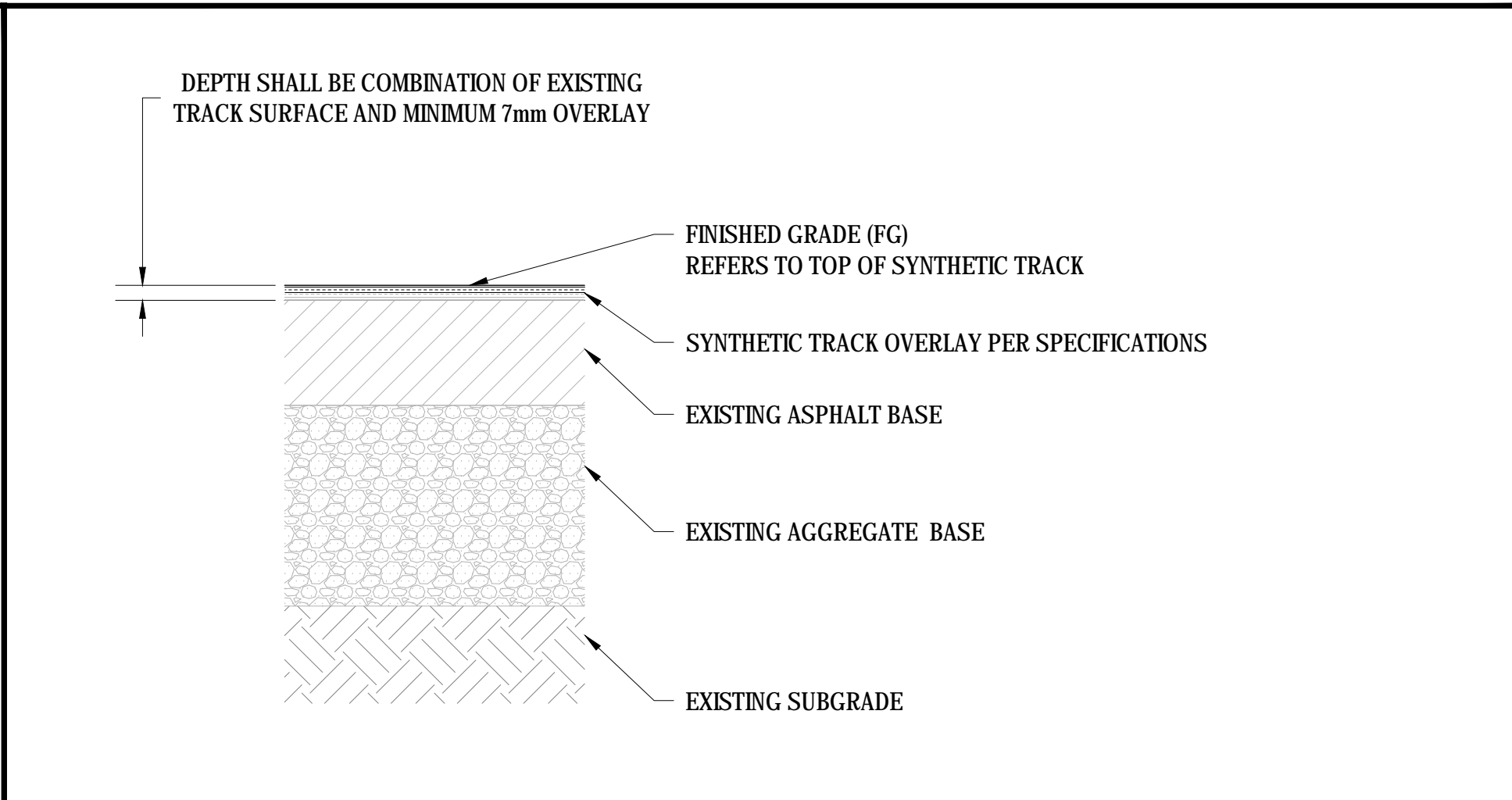
GRAPHICS PLAN

DWG. NO.
TF-04

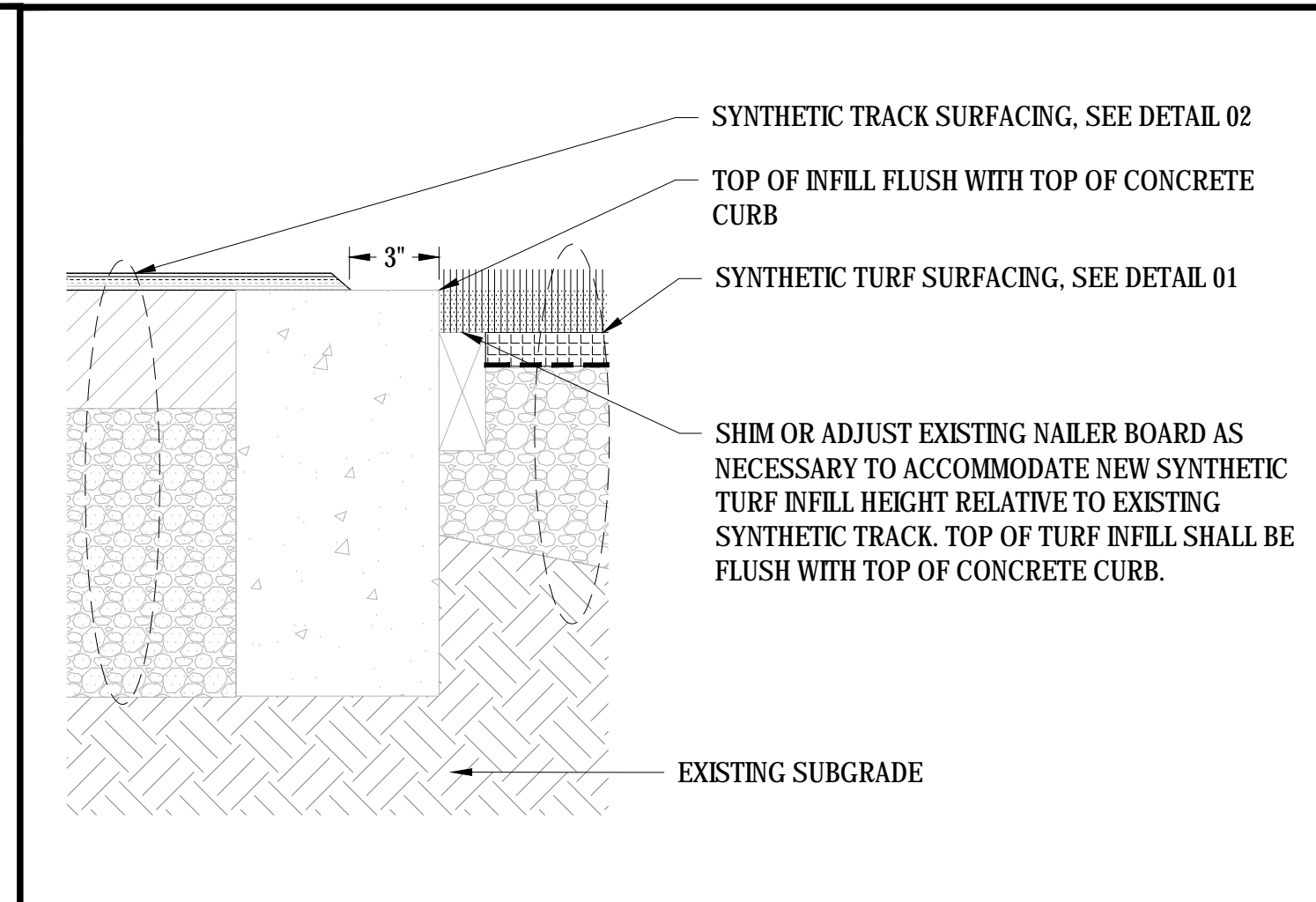




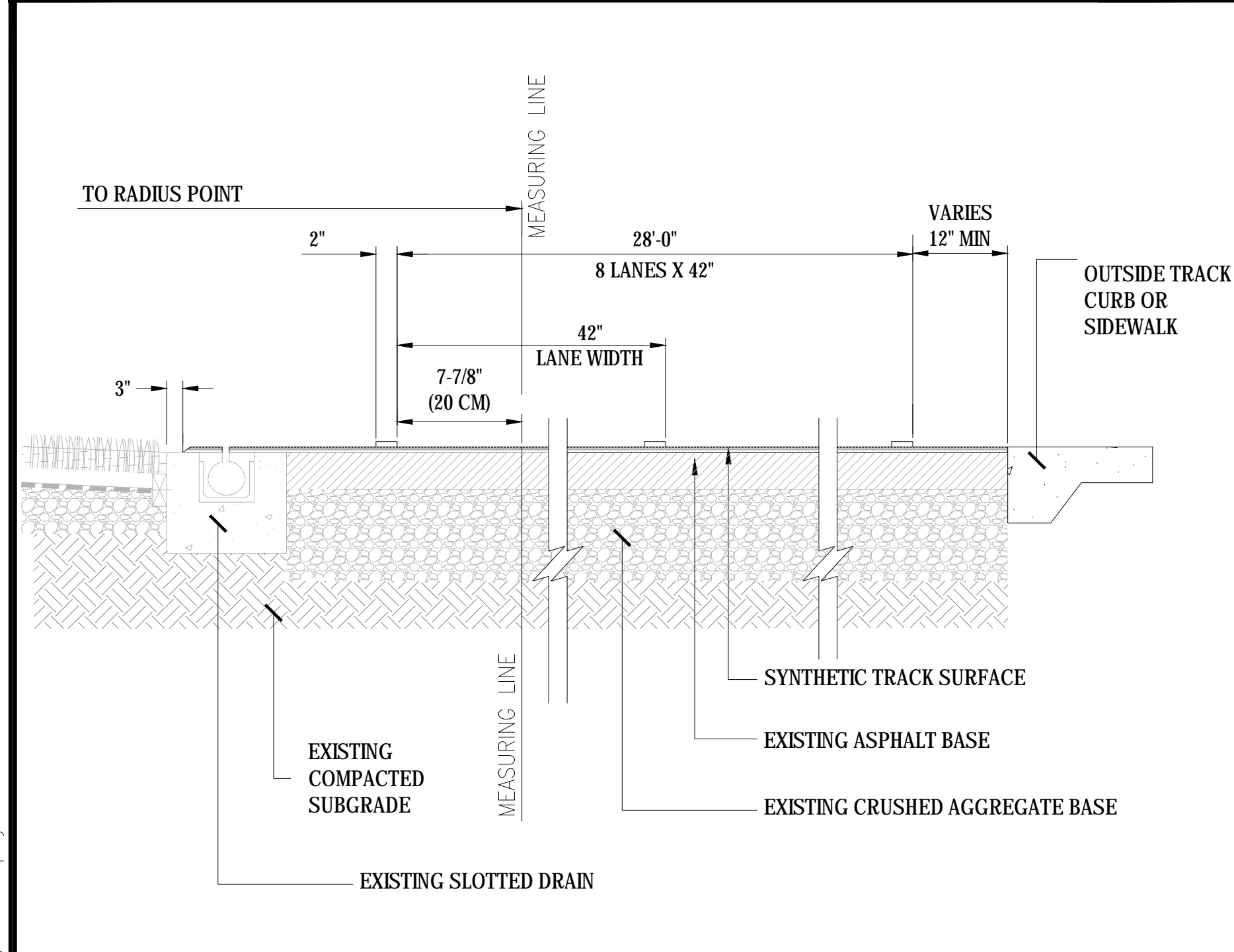
01 SYNTHETIC TURF SURFACING
 SCALE: NTS



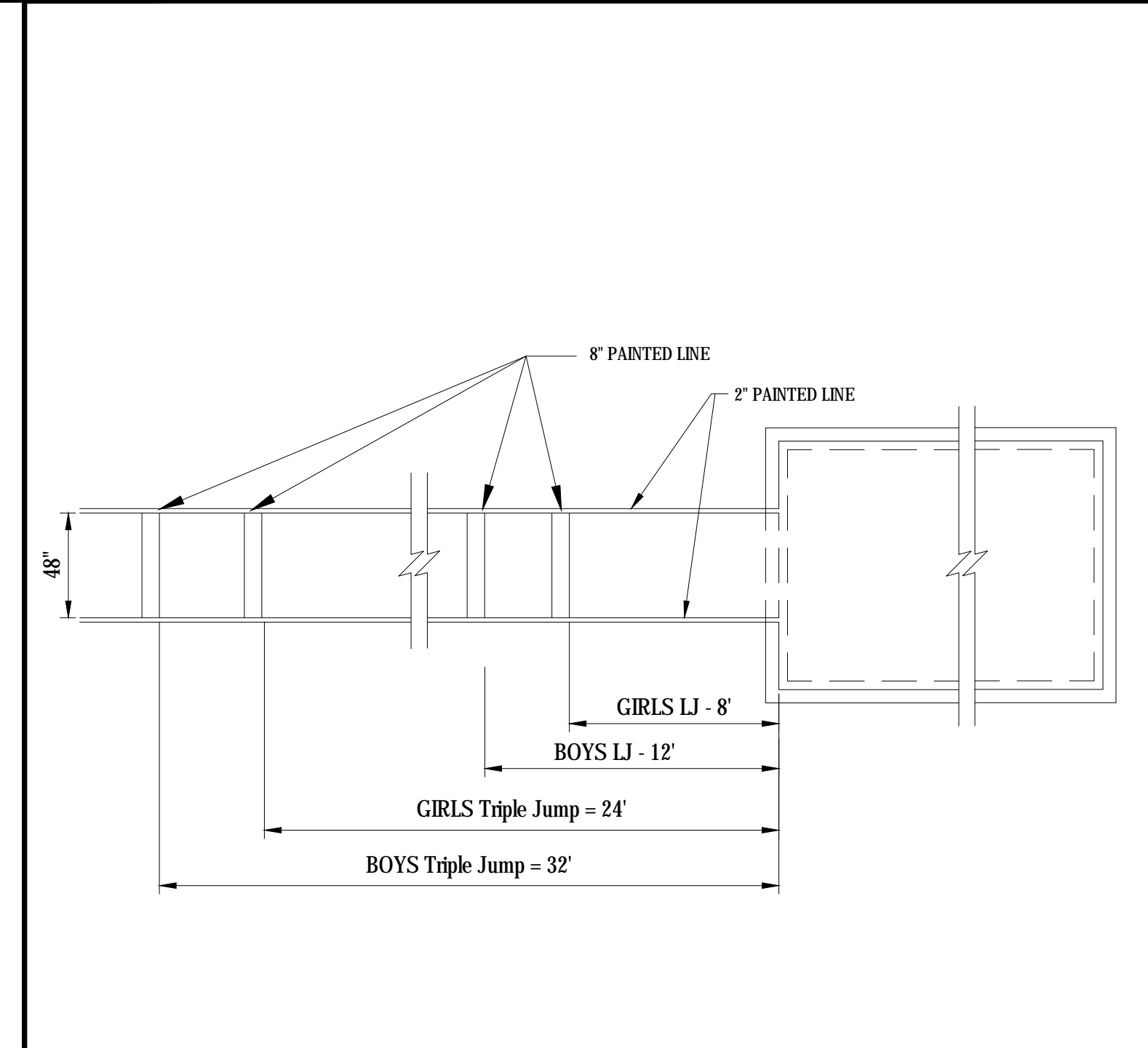
02 SYNTHETIC TRACK SURFACING
 SCALE: NTS



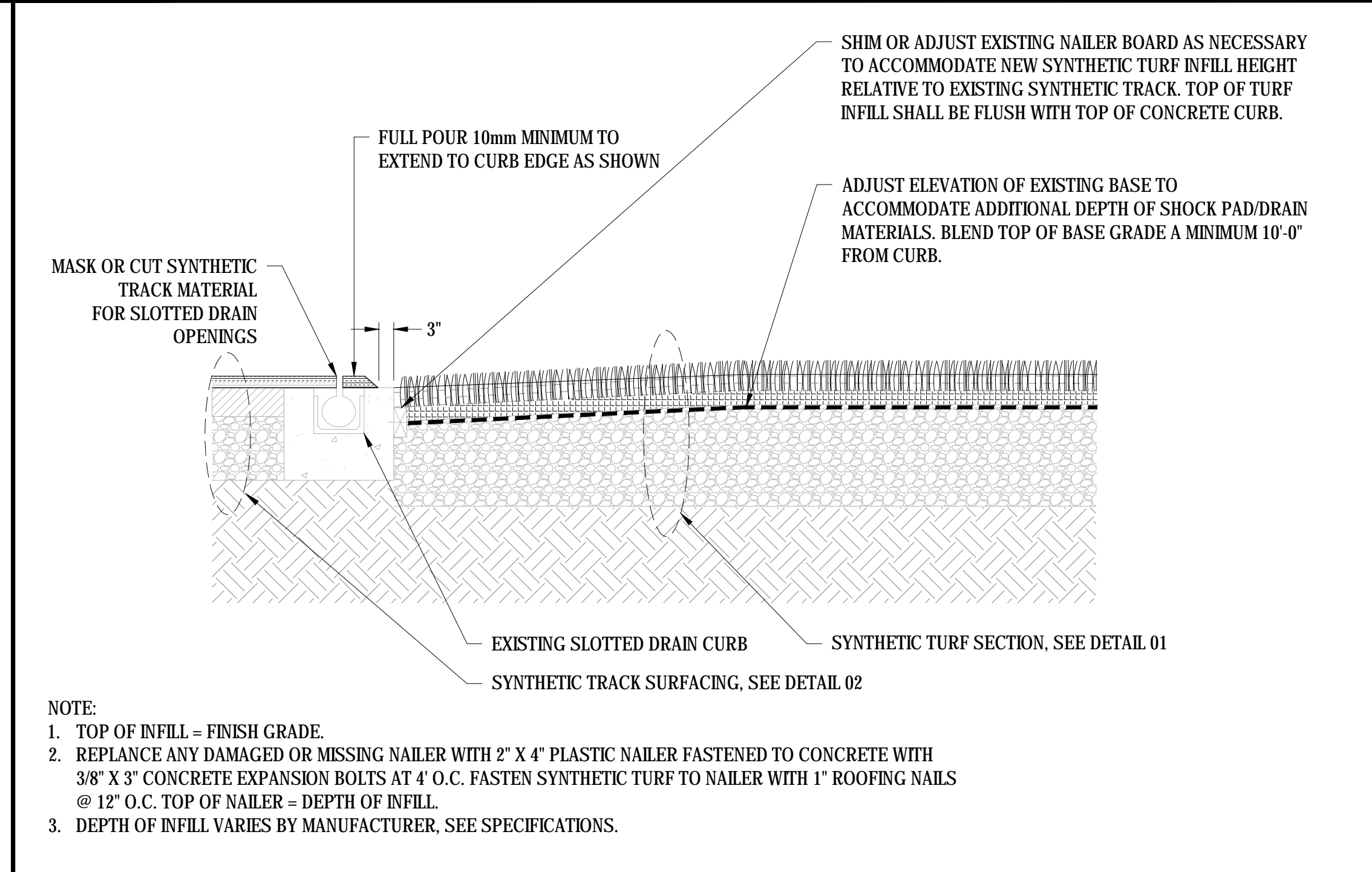
03 SYNTHETIC SURFACING & NAILER AT CURB EDGE
 SCALE: NTS



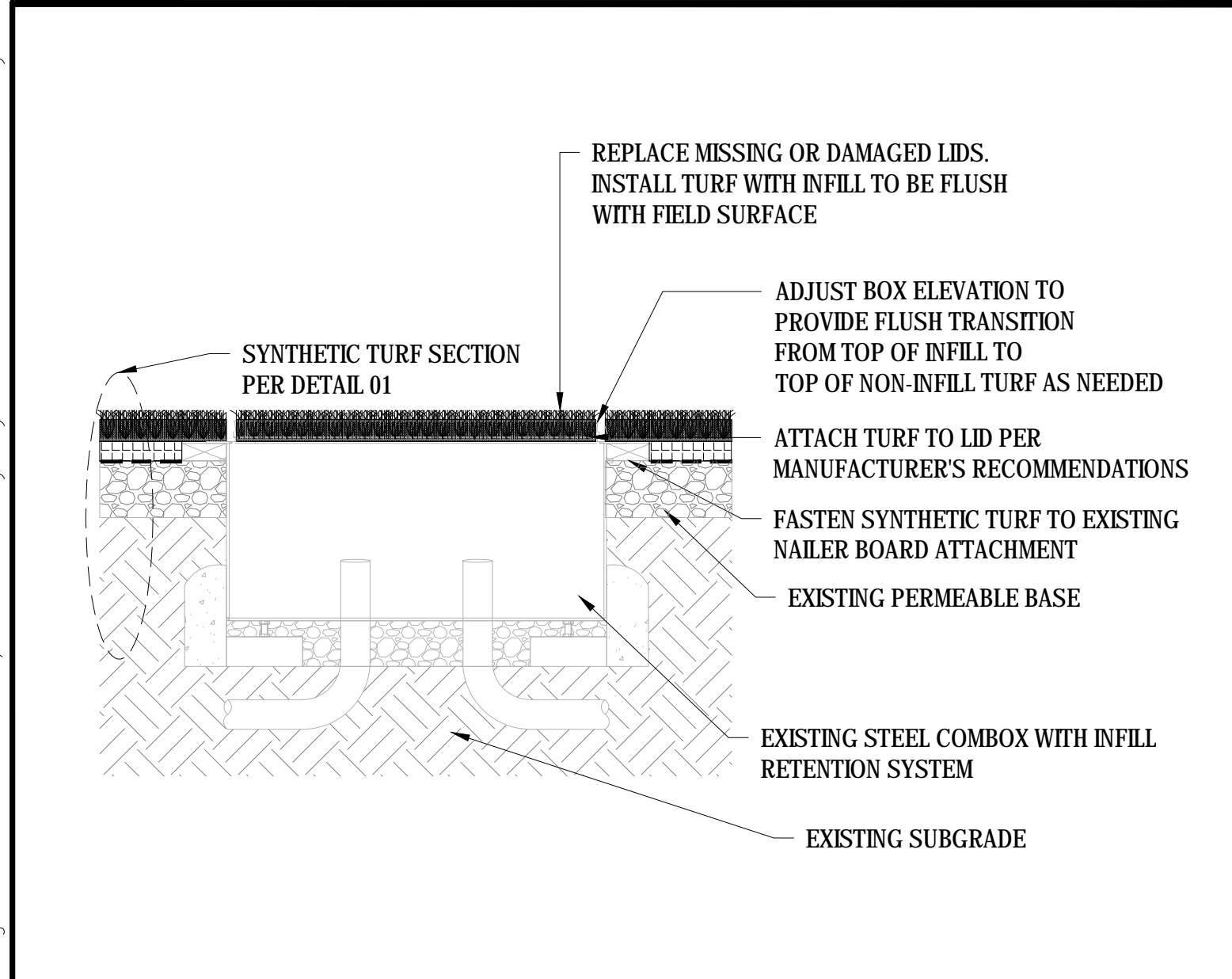
04 RUNNING TRACK LANE DIMENSIONS
 SCALE: NTS



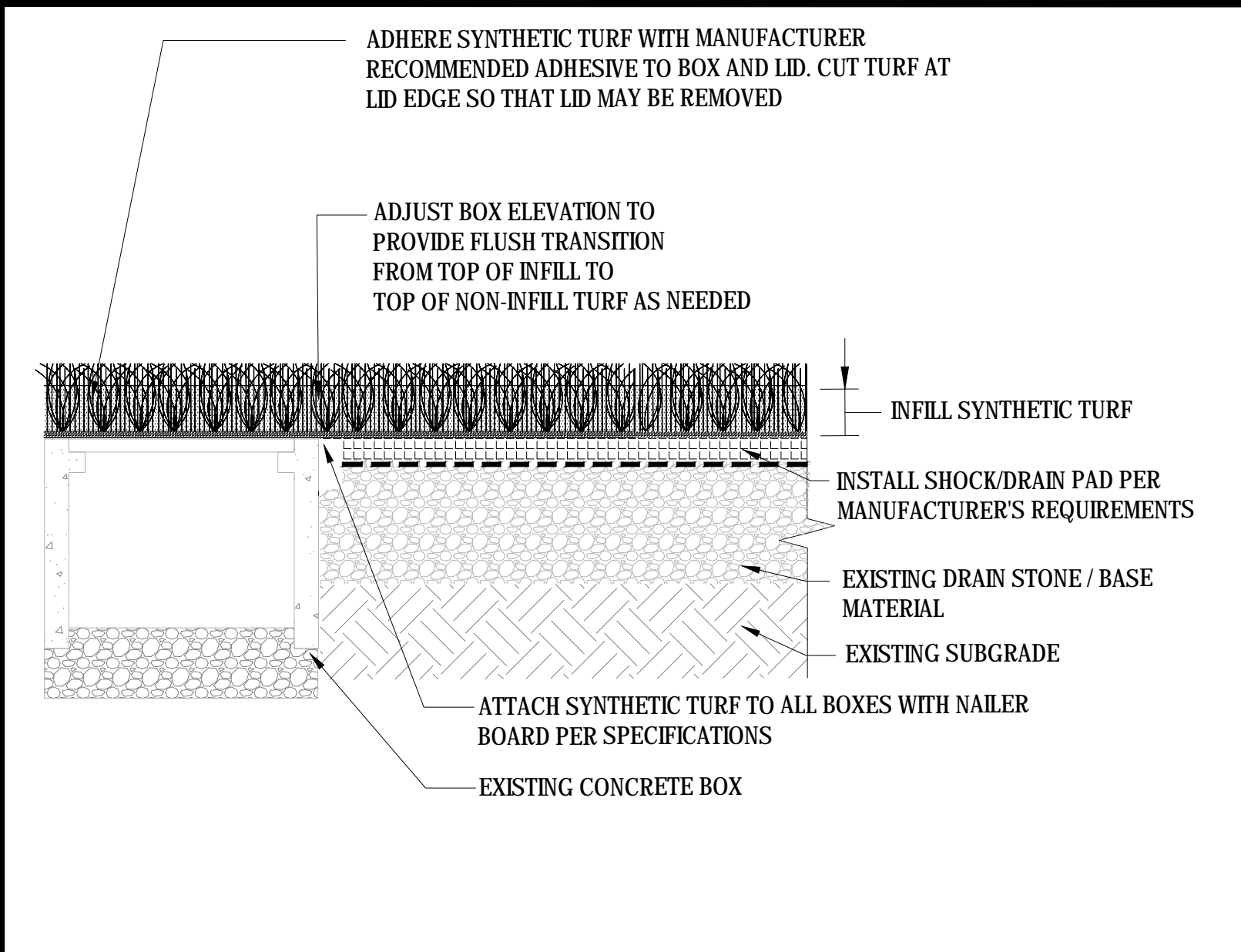
05 LONG/TRIPLE JUMP - PLAN VIEW
 SCALE: NTS



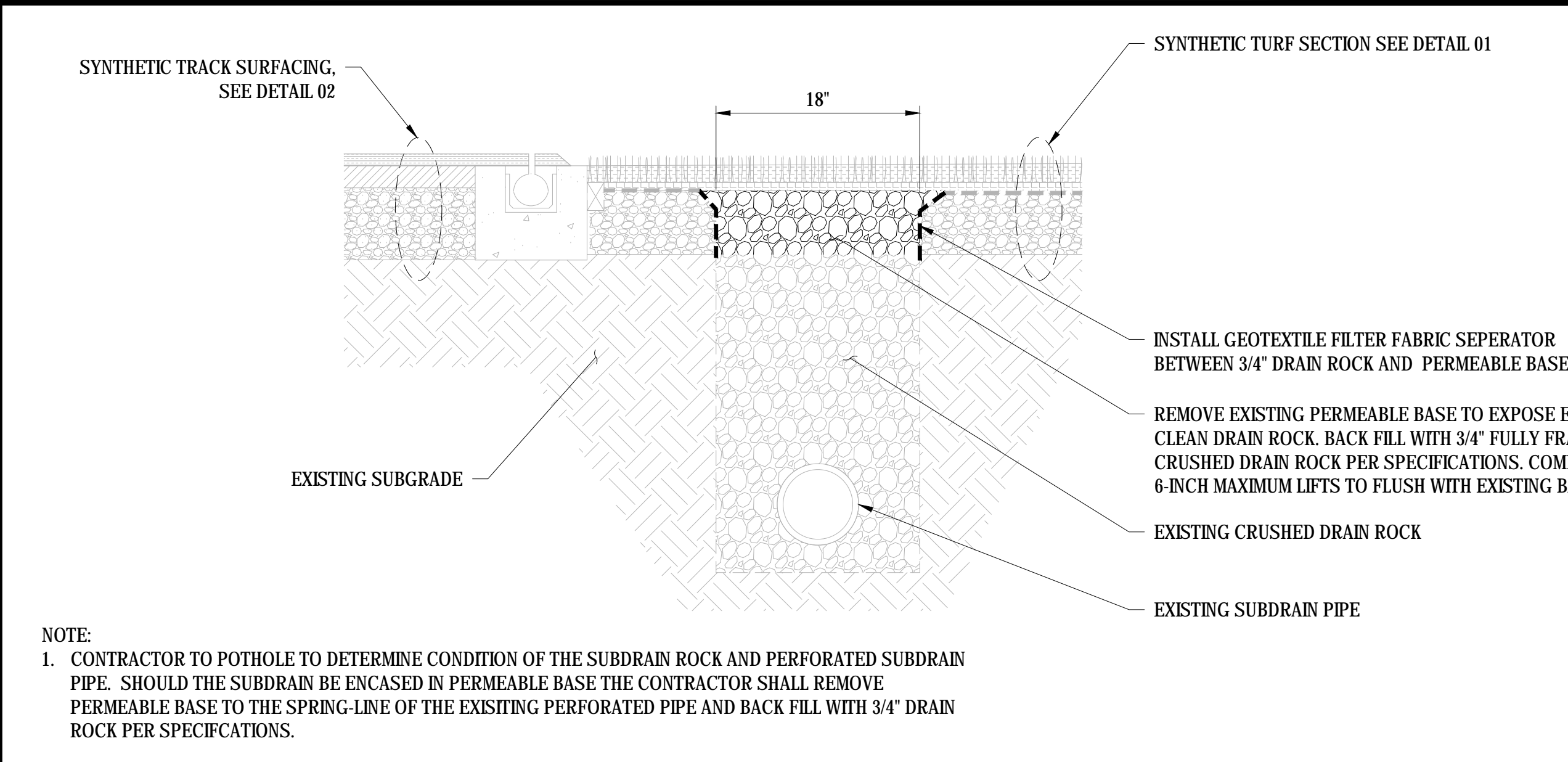
06 SYNTHETIC SURFACING AT SLOTTED DRAIN
 SCALE: NTS




07 EXISTING COMBOX IN SYNTHETIC TURF
 SCALE: NTS



08 EXISTING CONCRETE BOX IN SYNTHETIC TURF
 SCALE: NTS



09 SUBDRAIN REPAIR
 SCALE: NTS



REV.

ADDENDA #2 - 8/31/2018

OAK GROVE HIGH SCHOOL
 TRACK & FIELD RESURFACING
 285 Blossom Hill Road
 San Jose, CA

SCALE: N.T.S.
 DESIGNED: BTL
 DATE: 8/31/2018
 DRAWN: -
 PROJ: 18-120
 APPROVED:

DETAILS

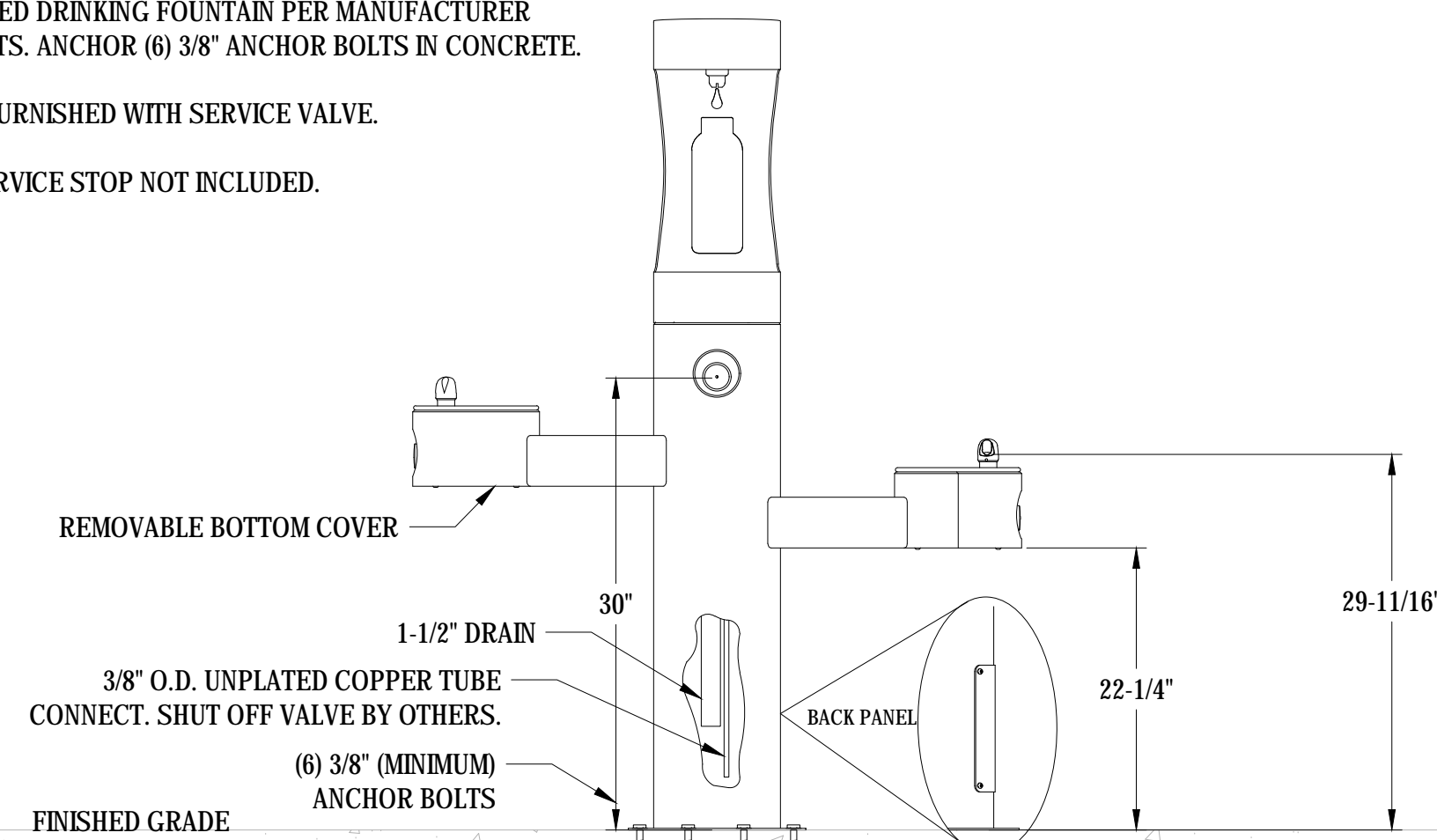
DWG. NO.
TF-05

This plan document set is the sole property of Lloyd Consulting Group, LLC. No alterations to these plans, other than adding "as-built" information, are allowed by anyone other than authorized Lloyd Consulting Group, LLC employees.

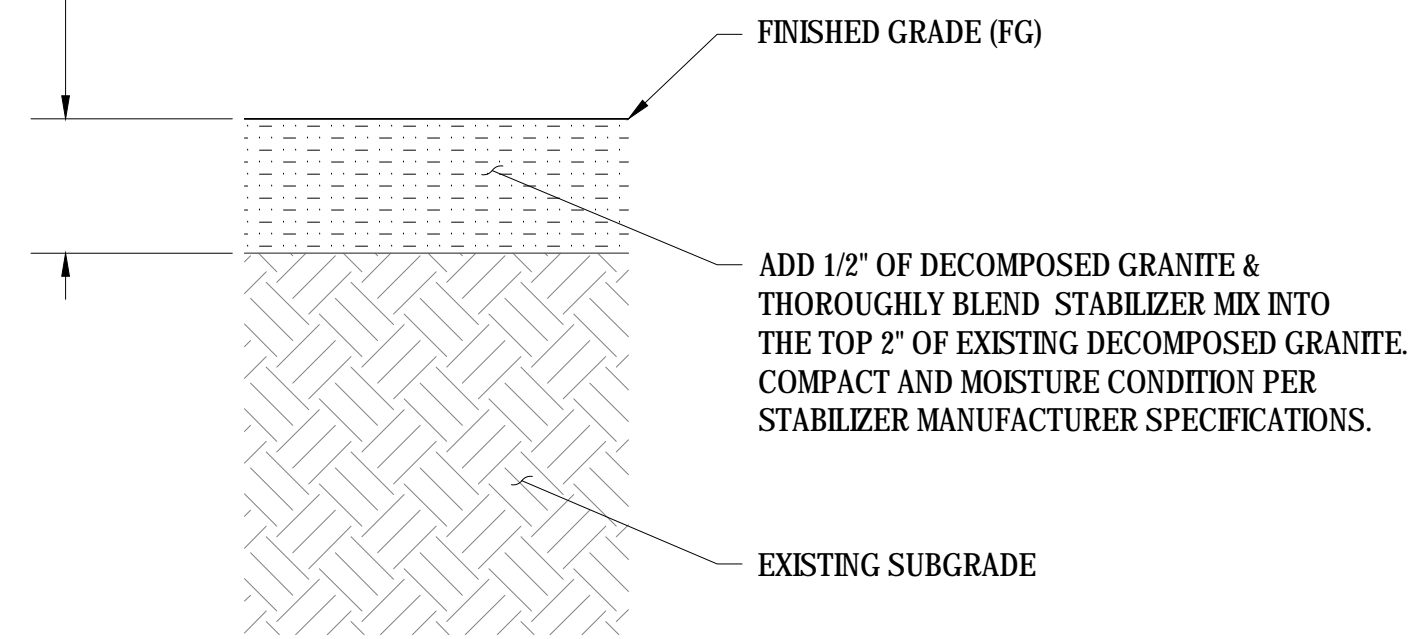
NOTE:
 INSTALL WATER STATION ON EXISTING CONCRETE PAD IN LOCATION
 OF DEMOLISHED DRINKING FOUNTAIN PER MANUFACTURER
 REQUIREMENTS. ANCHOR (6) 3/8" ANCHOR BOLTS IN CONCRETE.

OPERATING PRESSURES:
 SUPPLY WATER 20-105 PSI MAXIMUM

UNIT IS NOT FURNISHED WITH SERVICE VALVE.
 TRAP AND SERVICE STOP NOT INCLUDED.



VERIFY THAT EXISTING DG IS A MINIMUM
 OF 3\"/>



01

DRINKING FOUNTAIN FILLING STATION

SCALE: NTS

02

DECOMPOSED GRANITE SURFACING

SCALE: NTS



REV.	DESCRIPTION
ADDENDA #2 - 8/31/2018	

**OAK GROVE HIGH SCHOOL
 TRACK & FIELD RESURFACING**
 285 Blossom Hill Road
 San Jose, CA

SCALE:	N. T. S.
DESIGNED:	BTL
DATE:	8/31/2018
DRAWN:	-
PROJ.	18-120
APPROVED:	

DETAILS

DWG. NO.
TF-06

This plan document set is the sole property of Lloyd Consulting Group, LLC. No alterations to these plans, other than adding "as-built" information, are allowed by anyone other than authorized Lloyd Consulting Group, LLC employees.